

## DISCOVERY OF A LOW-LUMINOSITY, TIGHT SUBSTELLAR BINARY AT THE T/Y TRANSITION

TRENT J. DUPUY<sup>1</sup>, MICHAEL C. LIU<sup>2</sup>, AND S. K. LEGGETT<sup>3</sup><sup>1</sup>The University of Texas at Austin, Department of Astronomy, 2515 Speedway C1400, Austin, TX 78712, USA<sup>2</sup>Institute for Astronomy, University of Hawaii, 2680 Woodlawn Drive, Honolulu, HI 96822, USA<sup>3</sup>Gemini Observatory, Northern Operations Center, 670 N.A'ohoku Place, Hilo, HI 96720, USA

Received 2014 December 30; accepted 2015 February 14; published 2015 April 22

## ABSTRACT

We have discovered that the brown dwarf WISE J014656.66+423410.0 is a close binary ( $0''.0875 \pm 0''.0021$ ,  $0.93_{-0.16}^{+0.12}$  AU) from Keck laser guide star adaptive optics imaging. Our photometry for this system reveals that both components are less luminous than those in any known substellar binary. Combining a new integrated-light spectrum (T9p) and resolved *YJH*-band photometry from Keck allows us to perform spectral decomposition and assign component types of T9 and Y0. Many of the unusual features in the spectrum might be explained by high surface gravity: *Y*-band peak broadened to the blue; *J*-band peak broadened to the red; *H*-band peak shifted slightly to the red; and red *Y* – *J* colors. Interestingly, the very low component luminosities imply that the T9 primary is unexpectedly cold ( $T_{\text{eff}} = 345 \pm 45$  K assuming an age of 10 Gyr), making it  $\approx 100$  K cooler than any other late-T dwarf and comparable to Y dwarfs. One intriguing explanation for this apparent discrepancy is that the *J*- and *H*-band spectral features that trigger the transition from T to Y spectral types are highly gravity dependent. This can be tested directly in the very near future by orbit monitoring. We constrain the orbital period to be  $\lesssim 10$  yr by combining evolutionary-model-based mass estimates for the components ( $\approx 12$ – $21 M_{\text{Jup}}$ ,  $1\sigma$  at 10 Gyr) with a statistical constraint on the semimajor axis ( $\lesssim 1.3$  AU). Such a period is shorter than any other known T/Y transition binary, meaning that WISE J0146+4234AB will likely yield a dynamical mass within the next few years.

*Key words:* binaries: close – binaries: visual – brown dwarfs – infrared: stars – planets and satellites: atmospheres – stars: individual (WISE J014656.66+423410.0)

## 1. INTRODUCTION

The past few years have seen a rapid increase in the discovery of brown dwarfs significantly cooler than any previously known objects in the solar neighborhood (Liu et al. 2011; Luhman et al. 2011; Kirkpatrick et al. 2011, 2012; Luhman 2014). Cushing et al. (2011) presented the discovery of several brown dwarfs from *Wide-field Infrared Survey Explorer* (WISE) data, and they distinguished these objects from warmer brown dwarfs primarily using spectral features in the *J* and *H* bands and proposed a new “Y” spectral class for the sample. Dupuy & Kraus (2013) presented the first comprehensive sample of parallaxes for the Y dwarfs and derived bolometric luminosities showing that even objects with quite different near-infrared (near-IR) spectra (and thus very different  $T_{\text{eff}}$  estimates from model atmospheres) in fact had indistinguishable temperatures of  $\approx 400$ – $450$  K. Assuming ages of 1–5 Gyr, typical for field brown dwarfs, evolutionary models predict masses of 6– $20 M_{\text{Jup}}$  for the Y dwarfs. Thus, Y dwarfs could be free-floating planetary-mass ( $\lesssim 13 M_{\text{Jup}}$ ) objects, but this can only be tested directly with dynamical mass measurements from binaries. However, none of the binaries yet discovered at the T/Y transition (Gelino et al. 2011; Liu et al. 2011, 2012) have short enough estimated periods ( $\lesssim 20$  yr) to enable orbit determinations in the near future.

We present here the discovery of a tight ( $0''.09$ ) binary at the Y dwarf boundary from our ongoing Keck laser guide star adaptive optics (LGS AO) imaging survey. Mace et al. (2013b) discovered the unresolved source WISE J014656.66+423410.0, hereinafter WISE J0146+4234, and assigned a spectral type of Y0 based on Keck/NIRSPEC spectroscopy in *J* and *H* bands (also see Kirkpatrick et al. 2012). Using a new, higher signal-to-noise ratio (S/N) Gemini/GNIRS spectrum covering 0.9– $2.4 \mu\text{m}$ , we derive an integrated-light spectral

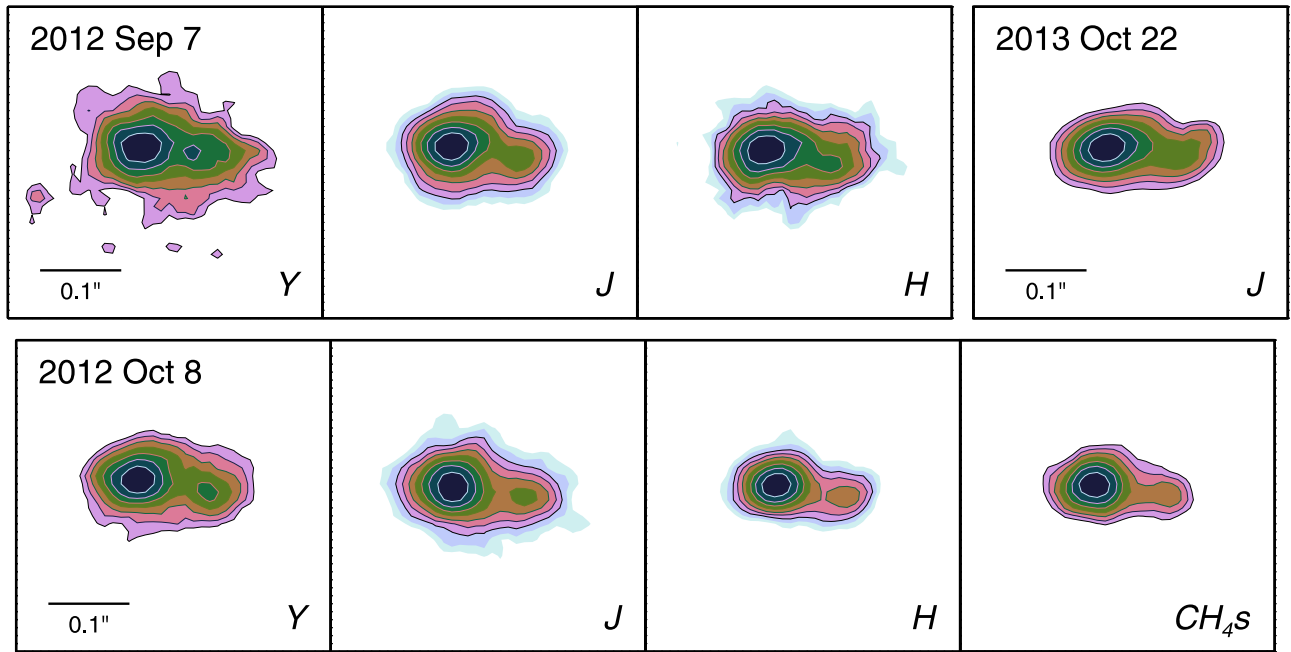
type of T9p for WISE J0146+4234. Adopting the parallax distance of  $10.6_{-1.8}^{+1.3}$  pc from Beichman et al. (2014), the projected separation of WISE J0146+4234AB is  $\approx 0.9$  AU, which would make it tighter than any previously known L or T dwarf visual binary at discovery.

## 2. OBSERVATIONS

## 2.1. Keck/NIRC2 LGS AO

We first observed WISE J0146+4234 during a period of exceptionally good seeing on 2012 September 7 UT with the facility near-IR camera NIRC2 with the LGS AO system at the Keck II telescope (van Dam et al. 2006; Wizinowich et al. 2006). According to the differential image motion monitor (DIMM) at the Canada–France–Hawaii Telescope, the seeing in the visible was  $0''.35$  on Mauna Kea during our observations. Compared to all archived seeing measurements during 2012, such favorable conditions occur  $<5\%$  of the time that the DIMM is active. During our dither sequences, we kept the LGS centered in NIRC2’s narrow camera field of view. The wavefront sensor recorded an LGS flux equivalent to a  $V \approx 9.8$ – $10.2$  mag star, and a lower bandwidth sensor monitored the star 2MASS J01465144+4234388 ( $R = 15.3$  mag,  $65''$  away from the target) in order to perform tip-tilt corrections. We later observed WISE J0146+4234 in the same setup on 2012 October 8 and 2013 October 22 UT, during times of unusually good seeing ( $\approx 0''.30$ – $0''.40$  and  $0''.45$ – $0''.55$ , respectively).

We reduced our LGS AO data in the same fashion as our previous work (Liu et al. 2008; Dupuy et al. 2009b, 2009c, 2010). Reduced images from each data set are shown in Figure 1. We measured binary parameters by fitting three-component Gaussians to individual images and determined the uncertainties in these parameters from the rms scatter among



**Figure 1.** Contour plots of our Keck LGS AO images from which we derive astrometry and flux ratios (Table 1). Contours are in logarithmic intervals from unity to 10% of the peak flux in each band. Images have been rotated such that north is up.

**Table 1**  
Keck LGS AO Observations of WISE J0146+4234AB

Date (UT)	Airmass	Filter	FWHM (mas)	$\rho$ (mas)	P.A. ( $^\circ$ )	$\Delta m$ (mag)
2012 Sep 7	1.084	<i>Y</i>	$48 \pm 26$	$85.9 \pm 4.4$	$265.0 \pm 4.4$	$0.83 \pm 0.23$
2012 Sep 7	1.118	<i>J</i>	$58 \pm 14$	$88.2 \pm 3.4$	$258.8 \pm 2.0$	$0.98 \pm 0.03$
2012 Sep 7	1.091	<i>H</i>	$52 \pm 6$	$87.9 \pm 3.5$	$259.5 \pm 1.8$	$0.97 \pm 0.10$
2012 Sep 7	...	Mean	...	$87.5 \pm 2.1$	$259.7 \pm 1.3$	...
2012 Oct 8	1.093	<i>Y</i>	$64 \pm 17$	$91.0 \pm 2.9$	$260.5 \pm 4.1$	$0.83 \pm 0.23$
2012 Oct 8	1.236	<i>J</i>	$60 \pm 16$	$93.9 \pm 4.2$	$262 \pm 6$	$1.07 \pm 0.08$
2012 Oct 8	1.198	<i>H</i>	$49 \pm 4$	$85.6 \pm 3.6$	$258.3 \pm 4.1$	$1.15 \pm 0.14$
2012 Oct 8	1.129	<i>CH<sub>4s</sub></i>	$55 \pm 11$	$93.5 \pm 4.4$	$262.0 \pm 1.2$	$1.32 \pm 0.13$
2012 Oct 8	...	Mean	...	$90.6 \pm 1.8$	$261.6 \pm 1.1$	...
2013 Oct 22	1.098	<i>J</i>	$56 \pm 10$	$92.9 \pm 4.0$	$263.6 \pm 1.3$	$0.90 \pm 0.16$

**Note.** All photometry on the MKO photometric system. The identical *Y*-band flux ratios are not a typo.

each data set. To correct for non-linear distortions in NIRC2, we used the calibration of Yelda et al. (2010), from which we also adopt linear terms of  $9.952 \pm 0.002$  mas pixel $^{-1}$  for the pixel scale and  $+0:252 \pm 0:009$  for the detector's  $+y$ -axis orientation relative to north. Table 1 presents the binary separation, position angle (P.A.), and flux ratio that we derived from each data set, along with the airmass and AO-corrected FWHM of our images. We note that the astrometry measured in different bandpasses at a given epoch agree well within the errors and have reasonable  $\chi^2$ , supporting our adopted astrometric uncertainties.

## 2.2. Gemini/NIRI Photometry

WISE J0146+4234 had no previously published photometry on the Mauna Kea Observatories (MKO) system, and the Two Micron All Sky Survey (2MASS) system photometry from Kirkpatrick et al. (2012) has very large errors, so we obtained new MKO photometry using the facility camera NIRI at the Gemini-North Telescope (Hodapp et al. 2003) on 2013 January 10 and 12 UT. All data were taken on photometric nights, with

seeing typically around  $0''.8$  and UKIRT FS 6 used for photometric calibration. Our observations at *Y*, *J*, *H*, *CH<sub>4s</sub>*, and *K* bands are summarized in Table 2. We note that our photometry is highly inconsistent with the values presented by Kirkpatrick et al. (2012), even after accounting for the conversion from 2MASS to MKO systems.  $J_{\text{MKO}} - J_{2\text{MASS}} = -0.260$  mag and  $H_{\text{MKO}} - H_{2\text{MASS}} = 0.074$  mag according to synthesized photometry from our GNIRS spectrum (Section 2.3). Our photometry is 1.6 mag ( $6.0\sigma$ ) fainter at  $J_{\text{MKO}}$  band and 2.5 mag ( $9.3\sigma$ ) fainter at  $H_{\text{MKO}}$  band. The cause of this discrepancy is not clear, but we note that Leggett et al. (2013) reported similar cases for three *Y* dwarfs that they found were significantly fainter (0.5–1.0 mag) than published values from Cushing et al. (2011) and Kirkpatrick et al. (2012). We suspect large systematic errors in the photometry from Kirkpatrick et al. (2012) for WISE J0146+4234 because colors based on those values were noted by Lodieu et al. (2013) to be extremely unusual ( $z-J$  and  $z-H$  colors  $\gtrsim 2$  mag redder than objects of similar spectral type), whereas our *J* and *H* magnitudes resolve this discrepancy.

**Table 2**  
Gemini-North NIRI Photometry of WISE J0146+4234

Filter	$t_{\text{exp}}$ (s)	Photometry (mag)	Date (UT)
<i>Y</i>	6 × 60	21.60 ± 0.15	2013 Jan 10
<i>J</i>	6 × 60	20.69 ± 0.07	2013 Jan 10
<i>H</i>	28 × 30	21.30 ± 0.12	2013 Jan 10
<i>CH<sub>4s</sub></i>	28 × 30	20.51 ± 0.14	2013 Jan 12
<i>K</i>	28 × 30	22.4 ± 0.4 <sup>a</sup>	2013 Jan 10

<sup>a</sup> Given the very low *S/N* at *K* band, we suspect that our photometric errors in this filter may be underestimated.

Beichman et al. (2014) have also reported *H*-band photometry ( $H_{\text{MKO}} = 20.91 \pm 0.21$  mag) that agrees with our higher-precision Gemini measurement. We therefore use our photometry in the following analysis.

### 2.3. Gemini/GNIRS Spectroscopy

We obtained a full 0.9–2.4  $\mu\text{m}$  spectrum of WISE J0146+4234 using the GNIRS spectrograph (Elias et al. 2006) because the published spectrum from Mace et al. (2013b) had limited wavelength coverage and low *S/N*. We used the 32 line  $\text{mm}^{-1}$  grating,  $0''.15$  pixel $^{-1}$  camera, and  $0''.675$  slit to achieve a resolving power of  $R \approx 750$  over a total integration time of 8400 s (Table 2). We reduced our data in a similar fashion to our previous work (e.g., Leggett et al. 2014), and the flat-fielded, sky-subtracted, and rectified integrated-light spectrum of WISE J0146+4234AB is shown in Figure 2. We flux calibrated the spectrum using our NIRI photometry at *Y*, *J*, and *H* bands (Table 2). To account for modest discrepancies between our synthesized and measured *YJH* colors, we added 0.2 mag errors in quadrature to our synthesized photometry to achieve  $p(\chi^2) = 0.5$  when computing the optimal scaling factor and its error.

From our calibrated spectrum we computed *K*-band photometry as a check against our very low *S/N* NIRI photometry ( $K = 22.4 \pm 0.4$  mag). After accounting for the uncertainty in the calibration, we synthesized  $K = 21.31 \pm 0.24$  mag. This is inconsistent with our NIRI photometry at  $2.3\sigma$ . Both our photometry and the *K*-band portion of our GNIRS spectrum are very low *S/N*, and our synthesized photometry may be subject to systematic errors associated with extrapolating our flux calibration from *YJH* to *K*. Therefore, in the following analysis we adopt an average value of  $K = 21.75 \pm 0.25$  mag that is consistent at  $1.3\sigma$  with both measured and synthesized photometry.

## 3. RESULTS

### 3.1. Companionship

From our resolved photometry alone, companionship is highly likely. The blue near-IR colors of the companion WISE J0146+4234B are very similar to WISE J0146+4234A, implying that it is not likely to be a background giant. The difference in  $CH_{4s}$ -*H* color of  $0.29 \pm 0.15$  mag between the two components implies that they have similar levels of methane absorption and therefore are both late-type T or Y dwarfs. According to Liu et al. (2012), the probability of finding such an unassociated late-T dwarf in the entire  $10''.2 \times 10''.2$  field of view of NIRC2’s narrow

camera is  $1.6 \times 10^{-6}$ ; thus, the likelihood that the two components of WISE J0146+4234AB are not physically bound is negligible. Moreover, the proper motion of  $(\mu_{\alpha} \cos \delta, \mu_{\delta}) = (-0''.441 \pm 0''.013, -0''.026 \pm 0''.016) \text{ yr}^{-1}$  and parallax of  $0''.094 \pm 0''.014$  measured by Beichman et al. (2014) imply that an unassociated background star would move by  $0''.56 \pm 0''.02$  between our first and last observations, which is strongly ruled out by our astrometry (Table 1).

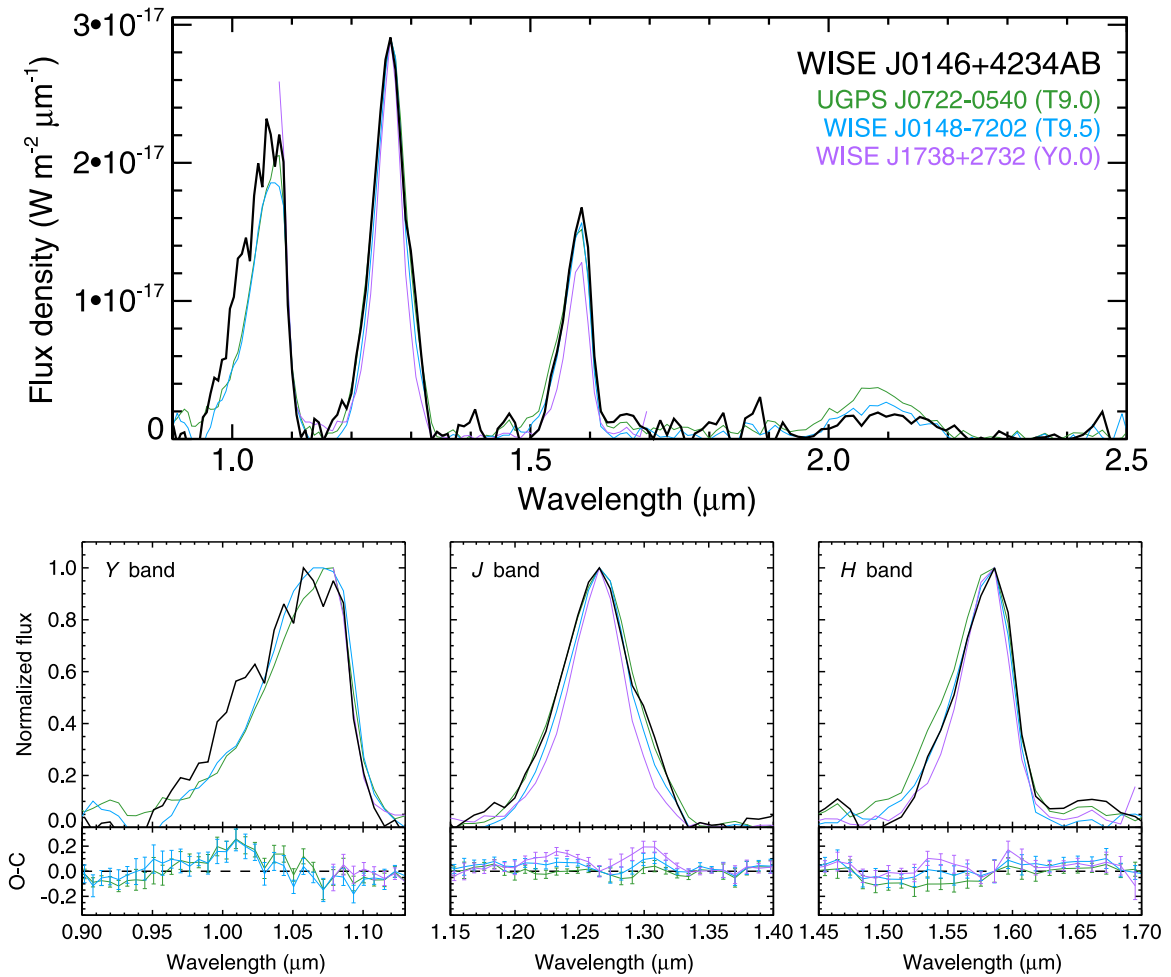
### 3.2. Spectral Types

To determine the integrated-light spectral type of WISE J0146+4234AB, we directly compared our spectrum to standards from Cushing et al. (2011). For reference, we also computed commonly used spectral indices, which we report in Table 3. In determining spectral types, we focus on the *J*- and *H*-band regions of the spectrum, leaving the somewhat unusual *Y*-band region to our later discussion in Section 3.5.1.

The relative heights of the flux peaks in the *J* and *H* bands better match the T9 standard UGPS J072227.51–054031.2 and T9.5 dwarf WISEPC J014807.25–720258.7 than the Y0 standard WISEPA J173835.53+273258.9 (Figure 2). The *J*-band region, normalized to its peak flux, best matches the T9 standard UGPS J0722–0540 because the Y0 standard and even the T9.5 dwarf WISE J0148–7202 have notably narrower flux peaks. This is reflected by the fact that *J*-band spectral indices  $W_J$  (Warren et al. 2007) and *J*-narrow (Mace et al. 2013b) best match the T9 dwarfs from Mace et al. (2013b). However, the peak-normalized *H*-band region seems to be intermediate between T9 and Y0 standards, best matching the T9.5 dwarf WISE J0148–7202. In terms of indices, this manifests as an  $\text{NH}_3 - H$  index (Delorme et al. 2008) that best matches T9.5 dwarfs. We also note that the wavelength at the peak of the *H*-band flux is shifted slightly to the red by  $0.006 \mu\text{m}$ , a feature that has only previously been observed in WISEPC J140518.40+553421.4, which was typed as Y0(pec?) by Cushing et al. (2011). No two of these three traits (T9-like *J* band, T9.5-like *H* band, and shifted *H*-band peak) have been observed in any other object, making the integrated-light spectrum of WISE J0146+4234AB particularly unusual. The two methane indices (defined by Burgasser et al. 2006b) are broadly consistent with a late-T or Y spectral type. The  $\text{CH}_4 - J$  index best matches T9.5 dwarfs but is also consistent with Y0 dwarfs. The  $\text{CH}_4 - H$  index is problematic because the numerator has almost no flux in it by the late-T dwarfs. Thus, even though our spectrum has sufficient *S/N* to accurately measure this index, many comparison objects do not, so our value ends up being consistent within the rms of all T8.5–Y0 spectral type bins.

Overall, we find evidence for both T9 and T9.5 spectral types by visually comparing to spectral standards and examining spectral indices. Most published work has focused on *J* band in determining spectral types at the T/Y transition, and our *J*-band spectrum leans more toward a type of T9. Therefore, we assign a type of T9p to the integrated-light spectrum of WISE J0146+4234AB. In this case, the peculiar designation refers to both the  $0.006 \mu\text{m}$  shift in the *H*-band peak, as originally suggested by Cushing et al. (2011) for WISE J1405+5534, and the T9.5-like *H*-band spectrum.

To determine spectral types for the individual components of WISE J0146+4234AB, we performed spectral decomposition following the method outlined in section 5.2 of Dupuy & Liu (2012). Briefly, we consider all possible pairs from a library of template spectra and find the optimal scale factors needed for a



**Figure 2.** Top: integrated-light spectrum of WISE J0146+4234AB obtained with Gemini/GNIRS (smoothed to  $R \approx 150$ ; black). The spectrum is flux calibrated using our Gemini/NIRI photometry (Table 2). Plotted for comparison are spectral standards that have been normalized to the peak flux of WISE J0146+4234AB at 1.15–1.40  $\mu\text{m}$ . Bottom: zoomed-in plots of our spectrum compared to the same standards, where all spectra are instead normalized to their peak in that band. Differences between our observed spectrum and the standards are shown with error bars in the bottom subpanels. We plot one data point per resolution element.

**Table 3**  
Median-flux Spectral Indices for WISE J0146+4234AB

Spectral Index	WISE J0146+4234AB	Average Median-flux Values from Mace et al. (2013b)				Best-match Spec. Type
		T8.5	T9	T9.5	Y0	
$W_J$	$0.188 \pm 0.031$	$0.295 \pm 0.047$	$0.203 \pm 0.038$	$0.145 \pm 0.021$	$0.117 \pm 0.043$	T9
$J$ -narrow	$0.923 \pm 0.036$	$0.884 \pm 0.044$	$0.879 \pm 0.053$	$0.865 \pm 0.071$	$0.778 \pm 0.050$	T9
$\text{CH}_4 - J$	$0.063 \pm 0.024$	$0.188 \pm 0.056$	$0.117 \pm 0.030$	$0.071 \pm 0.032$	$0.045 \pm 0.031$	T9.5
$\text{CH}_4 - H$	$0.120 \pm 0.029$	$0.122 \pm 0.035$	$0.068 \pm 0.067$	$-0.021 \pm 0.116$	$0.066 \pm 0.133$	T8.5
$\text{NH}_3 - H$	$0.457 \pm 0.055$	$0.610 \pm 0.059$	$0.539 \pm 0.054$	$0.443 \pm 0.101$	$0.385 \pm 0.105$	T9.5
$Y/J$	$0.571 \pm 0.038$	$0.432 \pm 0.082$	$0.448 \pm 0.095$	$0.357 \pm 0.008$	$0.423 \pm 0.131$	...
$H/J$	$0.539 \pm 0.027$	$0.503 \pm 0.045$	$0.555 \pm 0.030$	$0.504 \pm 0.080$	$0.467 \pm 0.061$	...
$K/J$	$0.066 \pm 0.007$	$0.116 \pm 0.039$	$0.100 \pm 0.032$	$0.033 \pm 0.083$	$0.063 \pm 0.031$	...
$J$ -wing	$0.322 \pm 0.043$	...	$0.320 \pm 0.005^a$	...	$0.164 \pm 0.012^a$	T9

**Note.** All spectral indices except  $J$ -wing are described in Mace et al. (2013b). We exclude the indices  $\text{H}_2\text{O} - J$  and  $\text{H}_2\text{O} - H$  as they are both saturated, i.e., have zero flux in the numerator, for WISE J0146+4234AB.

<sup>a</sup> These are the values for the spectral standards UGPS J0722–0540 (T9) and WISE J1738+2732 (Y0) reported by Pinfield et al. (2014), who originally defined this index.

pair of templates to best match the observed integrated-light spectrum. We then compute synthetic relative photometry for these pairings and compute the  $\chi^2$  of these values compared to the measured flux ratios from our Keck LGS AO imaging. Unlike in Dupuy & Liu (2012), here we have a much smaller

library of template spectra given the number of objects later than T8 with high-quality near-IR spectra. Our library comprises four T8.5 dwarfs (ULAS J003402.77–005206.7, WISEPC J121756.91+162640.2A, ULAS J133553.45+113005.2, and Wolf 940B), two T9 dwarfs (UGPS J0722



**Table 4**  
Integrated-light Properties of WISE J0146+4234AB

Property	A + B	Ref.
Measured		
$z_{\text{SDSS}}$ (mag)	$24.10 \pm 0.13$	Lod13
$Y_{\text{MKO}}$ (mag)	$21.60 \pm 0.15$	Section 2.2
$J_{\text{MKO}}$ (mag)	$20.69 \pm 0.07$	Section 2.2
$H_{\text{MKO}}$ (mag)	$21.30 \pm 0.12$	Section 2.2
$CH_{4,\text{MKO}}$ (mag)	$20.51 \pm 0.14$	Section 2.2
$K_{\text{MKO}}$ (mag)	$21.75 \pm 0.25$	Section 2.3
[3.6] <sub>IRAC</sub> (mag)	$17.50 \pm 0.07$	Kir12
[4.5] <sub>IRAC</sub> (mag)	$15.08 \pm 0.02$	Kir12
Spectral type	T9p	Section 2.3, Section 3.2
Distance (pc)	$10.6^{+1.3}_{-1.8}$	Bei14
$\mu_{\alpha} \cos \delta$ (″ yr <sup>-1</sup> )	$-0.441 \pm 0.013$	Bei14
$\mu_{\delta}$ (″ yr <sup>-1</sup> )	$-0.026 \pm 0.016$	Bei14
Estimated		
$m_{\text{bol}}$ (mag)	$21.58 \pm 0.12$	Section 3.4
$\log(L_{\text{bol}}/L_{\odot})$	$-6.67^{+0.12}_{-0.15}$	Section 3.4, Bei14

**References:** Section numbers refer to this paper; Bei14 (Beichman et al. 2014); Kir12 (Kirkpatrick et al. 2012); Lod13 (Lodieu et al. 2013).

–0540 and CFBDSIR J145829+101343AB), one T9.5 dwarf (WISE J0148–7202), five Y0 dwarfs (WISEPA J041022.71+150248.5, WISE J1217+1626B, WISE J1405+5534, WISE J1738+2732, and WISEPC J205628.90+145953.3), and one Y0.5 (WISEPA J154151.66–225025.2). Spectra for these objects were published by Warren et al. (2007), Burningham et al. (2008, 2009), Cushing et al. (2011), and Leggett et al. (2014). Another difference in our analysis compared to Dupuy & Liu (2012) is the wavelength range tested. Because many published spectra do not extend into *Y* or *K* band, we use only the 1.15–1.85  $\mu\text{m}$  region for our fitting.

The best-matching template pair, in terms of both fitting our integrated-light spectrum and flux ratios at *J*, *H*, and  $CH_{4s}$  bands, is UGPS J0722–0540 (T9) and WISE J1405+5534 (Y0p). A primary spectral type of T9 is consistent with the fact that this brighter component should dominate the integrated-light spectrum given our Keck flux ratios of  $\approx 1.0$  mag in *J* and *H* bands. It is not surprising that WISE J1405+5534 provides the best-matching secondary component because of some of the features it shares with our integrated-light spectrum (shifted *H*-band peak and large  $CH_4 - H$  index). Figure 3 shows this best-fit template pairing. A number of other template pairings give both a good fit to the spectrum and reasonable flux ratios. These either use UGPS J0722–0540 (T9) or a T8.5 (ULAS J0034–0052 or WISE J1217+1626A) as the primary and a Y0 (WISE J1217+1626B, WISE J1738+2732, or WISE J2056+1459) or the T9.5 WISE J0148–7202 as the secondary. Therefore, we assign component types corresponding to our best-fit template pair (T9+Y0) with uncertainties of  $\pm 0.5$  subtypes in each. Given some of the unusual features seen in integrated light, we note that one or both components may also be peculiar despite our not typing them as such.

### 3.3. Near- and Mid-infrared Colors and Magnitudes

Our new photometry and spectral analysis allow us to compare the colors of WISE J0146+4234AB to other late-T

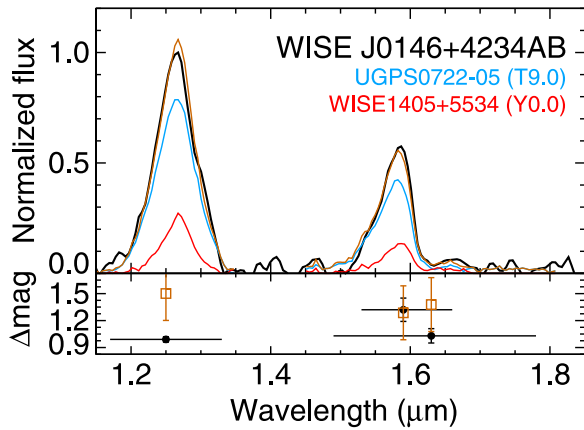
and Y dwarfs (Figure 4). The *YJH* colors of both components and the integrated-light *J–K* color are mostly typical of other T8.5–Y0 objects. The color in which the components appear most unusual is *Y–J*, where the Y0 secondary’s color is  $0.80 \pm 0.20$  mag. This would not be unusual for a late-T dwarf, but it is on the extreme red end of colors for Y dwarfs, where only one comparably red object is known, the Y0 dwarf WISE J073444.02–715744.0 ( $Y–J = 0.97 \pm 0.07$  mag; Leggett et al. 2015). Moreover, both components of WISE J0146+4234AB are distinctive in that they are the reddest known objects in *Y–J* at faint absolute magnitude ( $M_Y \gtrsim 21$  mag). Their *J–H* colors place them on the blue edge of the T/Y sequence in color–magnitude diagrams, and their integrated-light *J–K* color of  $-1.06 \pm 0.26$  mag is normal for objects of comparable absolute magnitude but would be relatively blue for a late-T dwarf.

On mid-infrared color–magnitude diagrams, the integrated-light photometry of WISE J0146+4234AB follows the sequence of late-T and Y dwarfs, but its location is unusual given the integrated-light spectral type of T9. WISE J0146+4234AB’s integrated-light color [3.6] – [4.5] =  $2.42 \pm 0.07$  mag is the reddest of any known T9 dwarf, with the next reddest objects being the T8.5+Y0 binary WISE J1217+1626AB (T9 in integrated light with [3.6] – [4.5] =  $2.33 \pm 0.03$  mag) followed by WISE J033515.01+431045.1 (T9) and WISEPA J213456.73–713743.6 (T9p), both with [3.6] – [4.5] =  $2.22 \pm 0.04$  mag. The only late-T dwarf that is as red as WISE J0146+4234AB is WISE J081117.81–805141.3 (T9.5; [3.6] – [4.5] =  $2.42 \pm 0.07$  mag), but like other T9 and T9.5 dwarfs, it is  $\approx 1.0$ – $1.5$  mag brighter in [3.6]-band absolute magnitude than the combined light of WISE J0146+4234AB. The situation is similar but less extreme in *J* – *W2* color versus *W2*-band absolute magnitude. WISE J0146+4234AB is the reddest late-T dwarf ( $J - W2 = 5.61 \pm 0.10$  mag) with the exceptions of WISEPC J232519.54–410534.9 (T9p;  $5.64 \pm 0.04$  mag) and WISE J2134–7137 (T9p;  $5.86 \pm 0.11$  mag). Both of these were typed as peculiar by Kirkpatrick et al. (2011) due to excess flux at *Y* band and less flux at *K* band, similar to features seen in the integrated-light spectrum of WISE J0146+4234AB. However, unlike these T9p objects, the integrated-light *W2*-band flux of WISE J0146+4234AB is 0.7–0.8 mag fainter, implying that the individual components are  $\gtrsim 1$  mag fainter.

Both components of WISE J0146+4234AB have very faint absolute magnitudes given their spectral types. WISE J0146+4234A is the faintest T9 dwarf known in any near- or mid-infrared bandpass, and WISE J0146+4234B is as faint as or fainter than WISE J1405+5534 (Y0p) in near-IR magnitudes and could be the faintest in the mid-infrared, too, depending on the binary flux ratio at those wavelengths. WISE J0146+4234A is the only late-T dwarf wholly overlapping in colors and magnitudes with the Y dwarfs.

### 3.4. Bolometric Magnitudes

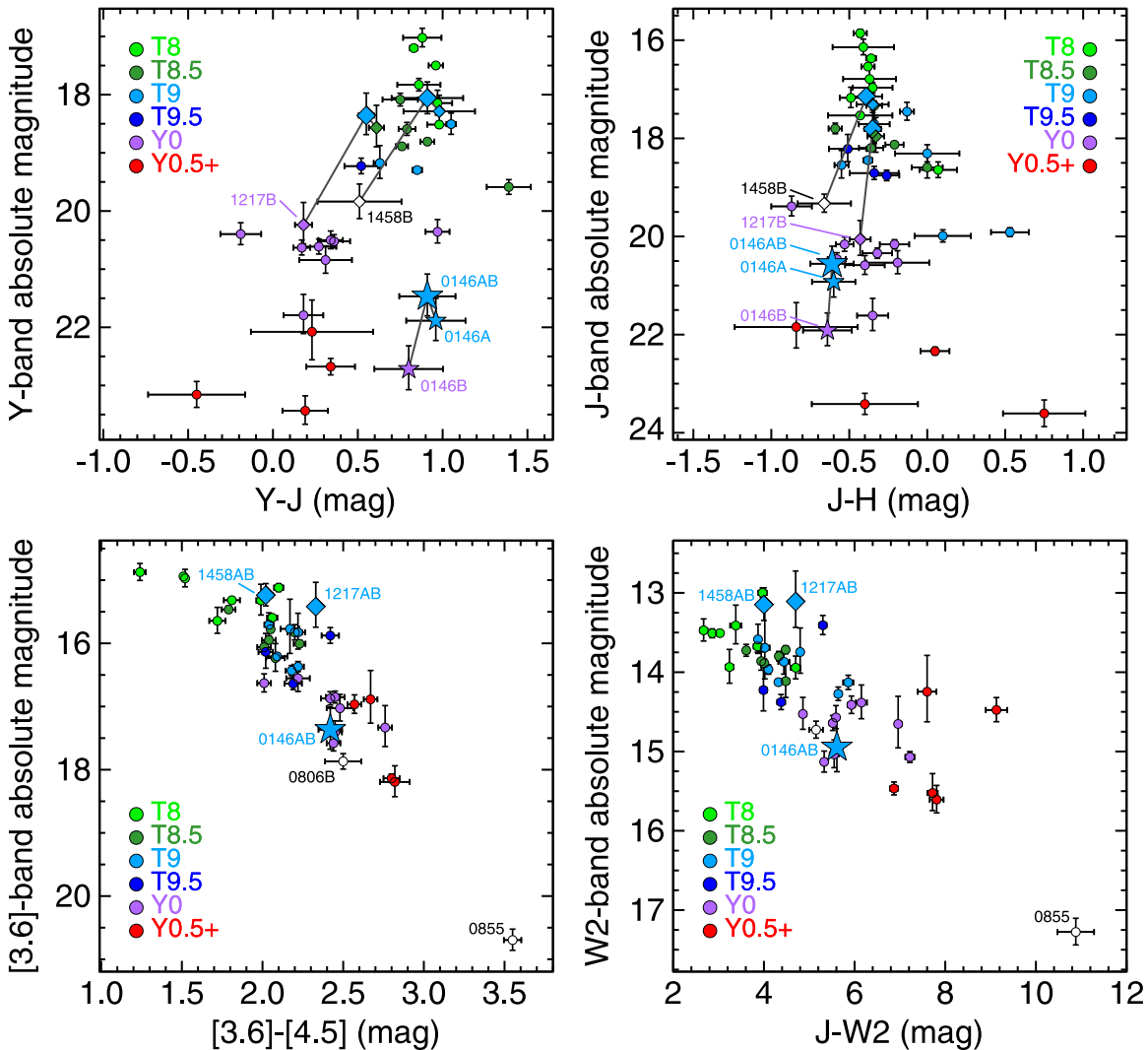
Dupuy & Kraus (2013) showed that summing fluxes across the near- and mid-infrared can produce an estimate for the bolometric magnitudes ( $m_{\text{bol}}$ ) of late-T and Y dwarfs that is only weakly dependent on the assumed model atmospheres. We applied this “super-magnitude” approach to the integrated-light photometry of WISE J0146+4234AB and found  $M_{\text{bol}} = 21.58 \pm 0.12$  mag (Table 4). To apportion this between the two individual components, we employed our resolved



**Figure 3.** Integrated-light spectrum (black) and best-matching component templates (colored lines). The bottom subpanel shows the observed  $J$ -,  $H$ -, and  $CH_{4s}$ -band broadband flux ratios used to constrain the decomposition (filled black circles with errors) and the resulting flux ratios computed from the best-matching template pair (open brown squares).

near-IR photometry. For our purposes, only the relative near-IR super-magnitude between the two components is relevant, and we find  $\Delta m_{YJH} = 0.95 \pm 0.05$  mag. To convert this into a bolometric flux ratio requires an estimate of the bolometric correction for each component. Dupuy & Kraus (2013) report bolometric corrections of  $BC_{YJH} = 1.6 \pm 0.6$  mag at T9 and  $0.8 \pm 0.6$  mag at Y0, and we adopt these values for the primary and secondary, respectively. Thus, the bolometric flux ratio is calculated as  $\Delta m_{bol} = \Delta m_{YJH} + BC_{YJH}(Y0) - BC_{YJH}(T9) = 0.2 \pm 0.8$  mag, and we find bolometric magnitudes of  $M_{bol} = 22.2 \pm 0.4$  mag and  $22.4 \pm 0.4$  mag for the primary and secondary, respectively.

We compare our apparent bolometric magnitude estimates to the typical absolute magnitudes of late-T and Y dwarfs in order to illustrate an unusual property of WISE J0146+4234AB. Using the  $L_{bol}$  values from Table S5 of Dupuy & Kraus (2013), we find that  $M_{bol} = 20.1 \pm 0.5$  mag for T9 and  $M_{bol} = 21.06 \pm 0.25$  mag for Y0, where the error bars represent the intrinsic rms scatter in bolometric magnitude among objects of the same spectral type. Assuming spectral types of T9+Y0 for WISE



**Figure 4.** Color–magnitude diagrams for all objects with spectral types T8 and later that have accurate photometry (Leggett et al. 2015, and references therein) and direct distance measurements (Luhman et al. 2011; Dupuy & Liu 2012; Leggett et al. 2012; Dupuy & Kraus 2013; Wright et al. 2013; Luhman & Esplin 2014; Beichman et al. 2014; Tinney et al. 2014). Binary systems are shown in both integrated light and as resolved components when possible. WISE J0146+4234AB and its components are plotted as star symbols, showing unusual absolute magnitudes (and sometimes colors) for their spectral types. Other binaries are plotted as diamonds. All data points are color coded according to spectral type, with open/white points indicating that no spectra are available. Near-infrared photometry is on the Mauna Kea Observatory (MKO) system, and objects with distance modulus errors  $>0.5$  mag are not plotted for clarity.

J0146+4234AB, the integrated-light absolute bolometric magnitude would be  $M_{\text{bol}} = 19.7 \pm 0.4$  mag if they were typical of other known objects. However, this is 1.7 mag different from the bolometric magnitude of  $M_{\text{bol}} = 21.4_{-0.3}^{+0.4}$  mag derived from the photometry above and the parallactic distance of  $10.6_{-1.8}^{+1.3}$  pc from Beichman et al. (2014). Therefore, WISE J0146+4234AB is significantly less luminous than other known objects of the same spectral type, which at least partly explains its unusual appearance on color–magnitude diagrams as described above.

We consider the alternative that the parallax of  $94 \pm 14$  mas from Beichman et al. (2014) is in error. They used multiple telescopes (*WISE*, *Spitzer*, and Keck) and bandpasses (*H*, [3.6], [4.5]) to measure the parallax, which introduces the possibility of systematic errors in the astrometry. This is especially true in the case of a T9+Y0 binary, where the flux ratio could vary considerably from the near- to mid-infrared, causing unaccounted-for shifts in center-of-light measurements at different epochs. However, for the components of WISE J0146+4234AB to have normal magnitudes for a T9+Y0 dwarf pair would require a distance of  $26_{-6}^{+8}$  pc, where the error bars account for the uncertainty in the  $m_{\text{bol}}$  and scatter in  $M_{\text{bol}}$  as a function of spectral type (Dupuy & Kraus 2013), and thus a parallax of  $\approx 40$  mas. This would require photocenter shifts of more than half the binary separation, and such shifts would have to be correlated with the parallax factor. Figure 17 of Beichman et al. (2014) shows that there are both Keck and *Spitzer* data on both sides of the ellipse, so a large error in the parallax due to mixing bandpasses seems unlikely.

We also consider whether orbital motion could have impacted their parallax. Because proper motion accommodates for any linear orbital motion, only acceleration is a concern, and this usually shows up in the residuals of the fit. Beichman et al. (2014) report  $\chi^2 = 23.0$  (27 degrees of freedom), so there are no significant residuals due to orbital motion, but such acceleration could in principle be aligned with the parallax motion by chance. To test this possibility, we fitted just the Beichman et al. (2014) astrometry spanning 2012 October–2013 November, which is contemporaneous with our Keck data that show only a small amount of orbital motion,  $(\dot{\alpha}, \dot{\delta}) = (-4.3 \pm 3.9, 3.9 \pm 2.3)$  mas yr $^{-1}$ . We find a relative parallax of  $89 \pm 18$  mas in this fit, which is consistent with their reported value. Finally, we have determined a preliminary parallax of  $130 \pm 38$  mas from our own ongoing astrometry program at the Canada–France–Hawaii Telescope (Dupuy & Liu 2012), which further supports the unusually low luminosity of WISE J0146+4234AB.

### 3.5. Estimated Physical Properties

We used the cloud-free Cond evolutionary models of Baraffe et al. (2003) to estimate the physical properties of the binary components from their luminosities and simple assumptions for the system age. We combine our bolometric magnitudes from above and the parallactic distance from Beichman et al. (2014) to compute  $\log(L_{\text{bol}}/L_{\odot}) = -6.95 \pm 0.20$  dex for the primary and  $-7.01 \pm 0.22$  dex for the secondary. We interpolate the Cond model grid at ages of 1 and 10 Gyr to derive masses, temperatures, and other properties from these  $L_{\text{bol}}$  values and present the results in Table 5.

Some properties that we derive from evolutionary models vary significantly with the assumed age, while others do not. For example, the primary component’s mass and effective

**Table 5**  
Resolved Properties of WISE J0146+4234AB

Property	Component A	Component B
Measured		
Separation <sup>a</sup>	0''0875 ± 0''0021	
P.A. <sup>a</sup>	259:7 ± 1:3	
$\Delta Y_{\text{MKO}}$ (mag)	0.83 ± 0.16 <sup>b</sup>	
$\Delta J_{\text{MKO}}$ (mag)	0.99 ± 0.03 <sup>b</sup>	
$\Delta H_{\text{MKO}}$ (mag)	1.03 ± 0.08 <sup>b</sup>	
$\Delta \text{CH}_{4\text{SMKO}}$ (mag)	1.32 ± 0.13	
$Y_{\text{MKO}}$ (mag)	22.02 ± 0.16	22.85 ± 0.19
$J_{\text{MKO}}$ (mag)	21.06 ± 0.07	22.05 ± 0.07
$H_{\text{MKO}}$ (mag)	21.66 ± 0.12	22.69 ± 0.14
$\text{CH}_{4\text{SMKO}}$ (mag)	20.79 ± 0.14	22.11 ± 0.17
Spectral type	T9	Y0
Estimated		
$\Delta m_{\text{bol}}$ (mag)	0.2 ± 0.8	
$m_{\text{bol}}$ (mag)	22.2 ± 0.4	22.4 ± 0.4
$\log(L_{\text{bol}}/L_{\odot})$	-6.95 ± 0.20	-7.01 ± 0.22
Model-derived (Cond, $t = 1$ Gyr)		
$M_{\text{tot}}(M_{\text{Jup}})$	8.7 $_{-1.6}^{+1.3}$	
Mass ( $M_{\text{Jup}}$ )	4.6 $_{-1.1}^{+1.0}$	4.3 $_{-1.2}^{+1.0}$
$T_{\text{eff}}$ (K)	320 $_{-40}^{+35}$	310 $_{-40}^{+35}$
Radius ( $R_{\text{Jup}}$ )	1.0674 $_{-0.0017}^{+0.0027}$	1.0675 $_{-0.0018}^{+0.0029}$
$\log(g)$ (cgs)	3.99 $_{-0.09}^{+0.11}$	3.96 $_{-0.11}^{+0.12}$
Model-derived (Cond, $t = 10$ Gyr)		
$M_{\text{tot}}(M_{\text{Jup}})$	32 $_{-6}^{+5}$	
Mass ( $M_{\text{Jup}}$ )	16.9 $_{-4.0}^{+3.8}$	15.9 $_{-4.4}^{+3.5}$
$T_{\text{eff}}$ (K)	345 ± 45	330 ± 45
Radius ( $R_{\text{Jup}}$ )	0.913 $_{-0.025}^{+0.023}$	0.919 $_{-0.015}^{+0.034}$
$\log(g)$ (cgs)	4.69 $_{-0.11}^{+0.13}$	4.65 $_{-0.12}^{+0.14}$

<sup>a</sup> Weighted average of measurements in different filters at epoch 2012 Sep 7 UT.

<sup>b</sup> Weighted average of measurements from multiple epochs.

temperature are  $4.6_{-1.1}^{+1.0} M_{\text{Jup}}$  and  $320_{-40}^{+35}$  K at 1 Gyr but  $16.9_{-4.0}^{+3.8} M_{\text{Jup}}$  and  $345 \pm 45$  K at 10 Gyr. This is because models predict a radius contraction of only 17% from 1 to 10 Gyr, so for a given  $L_{\text{bol}}$  the  $T_{\text{eff}}$  estimate changes by a small amount. Unlike the radius, however, luminosity is a strong function of mass and age at field ages ( $L_{\text{bol}} \propto M^{2.4} t^{1.25}$ ; Burrows et al. 2001). Consequently, a property like surface gravity that depends on mass changes significantly with the assumed age ( $\approx 0.7$  dex), while the effective temperature only changes by  $\lesssim 25$  K.

#### 3.5.1. High Surface Gravity

There is an extensive literature on the impact of both surface gravity and metallicity variations on the emergent spectra of T dwarfs with  $T_{\text{eff}} = 600$ – $1000$  K (e.g., Burrows et al. 2002; Leggett et al. 2007; Liu et al. 2007; Mace et al. 2013a), but similar studies are only beginning for  $\lesssim 500$  K objects at the T/Y transition. The latest model atmospheres from Morley et al. (2014) show how the shapes of normalized near-IR flux peaks change with varying surface gravity (their Figure 15) at the



temperatures of Y dwarfs. Models at  $\log(g) = 5.0$  dex ( $g$  in cgs units) have distinctive features compared to  $\log(g) = 4.0$  dex at a common  $T_{\text{eff}} = 450$  K such as substantially increased flux on the blue side of the peak-normalized  $Y$  band, a broader  $J$ -band peak caused by increased flux on the red side, and a wavelength for the  $H$ -band flux peak slightly shifted to the red. Note that the  $Y$ -band excess is only a change in the shape of the peak and not its amplitude, as Morley et al. (2014) predict that  $Y - J$  actually becomes  $\approx 0.5$  mag redder due to the integrated flux at  $Y$  band being more suppressed than at  $J$  band when going from  $\log(g) = 4.0$  to 5.0 dex.

We observe all of these features in our integrated-light spectrum of WISE J0146+4234AB (Figure 2). To our knowledge, this is the first object known to possess all of these traits. A number of objects have been reported to display enhanced flux on the blue side of  $Y$  band (e.g., Kirkpatrick et al. 2011; Leggett et al. 2014), but of these only WISE J030449.03–270508.3 (Y0p) has been reported to show the slightly increased flux on the red side of the  $J$ -band peak (Pinfield et al. 2014). WISE J1405+5534 (Y0p) displays the shifted peak wavelength in  $H$  band (Cushing et al. 2011) but has a normal  $J$  band and no  $Y$ -band data. Unfortunately, non-solar-metallicity models are not yet available at these temperatures, so it is not known if any of these traits could also be reproduced by a sub-solar metallicity, as is often the case for earlier type T dwarfs where the effects of low metallicity and high gravity can be similar (e.g., Burgasser et al. 2006a; Mace et al. 2013a).

We conclude therefore that WISE J0146+4234AB is very likely to be relatively old, having higher surface gravity and/or lower metallicity compared to other known T/Y transition objects. The chief caveat is that we only have an integrated-light spectrum that is likely dominated by the primary along with our resolved broadband photometry to characterize the photospheres of the individual components. Our spectral decomposition analysis in Section 3.2 demonstrates that even a  $\approx 1$  mag fainter secondary can influence the best-fit template match, since in this case it was the Y0p WISE J1405+5534. Among the next tier of best-matching templates both components of WISE J1217+1626AB (T8.5+Y0) were often favored, and these are also high surface gravity/low-metallicity candidates (Liu et al. 2012; Leggett et al. 2014).

### 3.5.2. Semimajor Axis and Orbital Period

The projected separation of WISE J0146+4234AB at discovery was  $\rho = 0''.0875 \pm 0''.0021$  ( $0.93_{-0.16}^{+0.12}$  AU), and we can use Table 6 of Dupuy & Liu (2011) to convert this into a statistical estimate of the semimajor axis ( $a$ ). The conversion factor for very low mass visual binaries ( $a/\rho = 1.16_{-0.31}^{+0.81}$ ) gives a semimajor axis estimate of  $0''.10_{-0.04}^{+0.03}$  ( $1.1_{-0.5}^{+0.4}$  AU). However, because we discovered WISE J0146+4234AB very near the resolution limit of our Keck LGS AO images, we are likely in the “moderate discovery bias” case where the inner working angle of the discovery observations (IWA  $\approx 0''.055$ ) is roughly half the size of the semimajor axis and a different conversion factor applies. Thus, our best estimate for the semimajor axis is  $0''.095_{-0.031}^{+0.023}$  ( $1.0_{-0.4}^{+0.3}$  AU). We note that WISE J0146+4234AB likely has the smallest projected separation in AU at discovery of any visual binary ever found among L, T, or Y dwarfs. The next tightest is 2MASS J15344984–2952274AB, which was discovered at  $1.01 \pm 0.03$  AU (Burgasser et al. 2003).

We can further estimate the orbital period of WISE J0146+4234AB via *Kepler’s* third law using the total system mass

estimate we derived from evolutionary models. Assuming an age of 10 Gyr gives  $M_{\text{tot}} = 32_{-6}^{+5} M_{\text{Jup}}$ , and using the smaller of the semimajor axes above (moderate discovery bias) yields a period estimate of  $P = 5.9_{-3.1}^{+2.0}$  yr. Even if WISE J0146+4234AB were much younger and thereby lower mass ( $M_{\text{tot}} = 8.7_{-1.6}^{+1.3} M_{\text{Jup}}$  for an age of 1 Gyr), its estimated orbital period would still be quite short ( $11_{-6}^{+4}$  yr). Thus, regardless of the current uncertainties in the system mass and semimajor axis, WISE J0146+4234AB appears to be an excellent candidate for dynamical mass determination via monitoring of the binary orbit over the next several years, as it typically requires only  $\approx 30\%$  coverage of the orbital period to enable a direct measurement of the system mass (e.g., Dupuy et al. 2009a). In fact, we already detect a small amount of orbital motion in our Keck LGS AO imaging that spans 1.1 yr ( $7 \pm 3$  mas yr $^{-1}$ ).

## 4. DISCUSSION

Both components of WISE J0146+4234AB appear to be less luminous than any other known members of substellar binaries, even the Y dwarf companions CFBDSIR J1458+1013B and WISE J1217+1626B (Liu et al. 2011, 2012). This in turn implies that many of the properties of WISE J0146+4234AB are extreme relative to other known systems. To reach such low luminosities, both components of WISE J0146+4234AB must be planetary mass ( $\lesssim 13 M_{\text{Jup}}$ ) and/or very old. We identify several spectro-photometric features that are indicative of high surface gravity, so it appears likely that the system is indeed old, although sub-solar-metallicity models at  $T_{\text{eff}} = 300$ –500 K are needed to strengthen this conclusion. We estimate component masses that are quite small, with Cond models giving 13–21  $M_{\text{Jup}}$  for the primary ( $1\sigma$  range) and 12–19  $M_{\text{Jup}}$  for the secondary even if the system is 10 Gyr old. Currently, a large source of uncertainty in the component properties is how the integrated-light bolometric flux should be divided between the two components. Resolved mid-infrared photometry and near-IR spectroscopy are needed to more precisely determine the physical properties of both components.

The faintness of WISE J0146+4234A is unexpected given its T9 spectral type. Its absolute magnitudes are  $\approx 1.0$ –1.5 mag fainter in the mid-infrared and  $\approx 2$  mag fainter in the near-IR than is typical for its spectral type, even allowing for a  $\pm 0.5$  subtype uncertainty in classification. The faint absolute magnitudes lead to a low bolometric flux estimate, and in turn a low temperature of  $T_{\text{eff}} = 345 \pm 45$  K for the primary (assuming an age of 10 Gyr). This is  $\approx 100$  K colder than any other known late-T dwarf.<sup>4</sup> According to the Stefan–Boltzmann law, at a given luminosity  $T_{\text{eff}} \propto R^{1/2}$ . Thus, a  $\approx 20\%$  discrepancy in  $T_{\text{eff}}$  could be compensated by the radius being 40% smaller, i.e.,  $0.55 R_{\text{Jup}}$  instead of  $0.91 R_{\text{Jup}}$ . Such a radius is unphysical as it is significantly smaller than any predicted or measured substellar radii (e.g., Chabrier et al. 2009; Montet et al. 2014, and references therein). According to evolutionary models from Saumon & Marley (2008), assuming an age older than 10 Gyr would have only a small effect ( $\lesssim 1\%$ ) on the radius, and assuming a  $2\times$  larger mass would reduce the radius by only  $\approx 10\%$ . However, these effects might partially explain

<sup>4</sup> The lowest published  $L_{\text{bol}}$ -based  $T_{\text{eff}}$  for a late-T dwarf is  $502 \pm 10$  K for UGPS J0722–0540 (T9), assuming an age of 1 Gyr (Dupuy & Kraus 2013). Examining other objects with recently published parallaxes, we compute that only WISE J2325–4105 (T9p), WISE J2134–7137 (T9p), and WISE J0148–7202 (T9.5) have cooler  $T_{\text{eff}}$  estimates, ranging from  $461 \pm 13$  to  $466 \pm 13$  K, assuming ages of 1 Gyr and using parallaxes from Tinney et al. (2014) and photometry from Kirkpatrick et al. (2011).



the apparent temperature discrepancy between WISE J0146+4234A and other T9/T9.5 dwarfs. A systematic error in the Beichman et al. (2014) parallax distance could also mitigate this discrepancy, but to explain it entirely would require an unlikely error of a factor of  $\gtrsim 2$  in the measured parallax. Therefore, we conclude that the discrepancy between WISE J0146+4234A's spectral type and its temperature cannot be completely explained by systematic errors in the assumed radius or luminosity.

One intriguing explanation for the  $\approx 100$  K cooler  $T_{\text{eff}}$  of WISE J0146+4234A compared to other objects of similar spectral type is that the features in the  $J$  and  $H$  bands that are widely used to determine spectral types for late-T and Y dwarfs are highly dependent on gravity or metallicity. Since these flux peaks are shaped by molecular features (e.g.,  $\text{CH}_4$ ,  $\text{H}_2\text{O}$ ,  $\text{H}_2$ , and  $\text{NH}_3$ ), a sensitivity to gravity or metallicity is not unexpected. This did not appear to be the case in the initial sample of late-T and Y dwarfs with  $L_{\text{bol}}$ -based temperatures from Dupuy & Kraus (2013), where spectral types tended to track well with  $T_{\text{eff}}$ , with the possible exception of T9.5 dwarfs that seemed to be warmer or similar temperature compared to T9 dwarfs. However, as the sample of parallaxes for late-T and Y dwarfs grows, a jumbling of objects with the same  $T_{\text{eff}}$  but very different spectral types should become clearly apparent if the range of surface gravities and/or metallicities of the field population significantly affect near-IR spectral types.

With only a few of the coldest known brown dwarfs showing signatures of high surface gravity, it seems that objects like the components of WISE J0146+4234AB must either be relatively uncommon or observationally selected against. Morley et al. (2014) predict that high surface gravity objects at a given temperature are indeed  $\approx 0.2$ – $0.3$  mag fainter in the  $W2$  band that was used to discover most known objects of this type. However, this would lead to lower gravities being over-represented by only  $\approx 30\%$ – $50\%$  in a magnitude-limited sample. In fact, given the generic assumption of a declining star formation history in the solar neighborhood (e.g., Aumer & Binney 2009), older, higher-gravity brown dwarfs should be much more common at a given  $T_{\text{eff}}$  than lower-gravity ones, unless the mass function compensates by having a strong preference for producing lower-mass brown dwarfs. If higher-gravity brown dwarfs are uncommon, it would imply either an unusual age distribution for brown dwarfs in the solar neighborhood (favoring younger ages) or a large undiscovered population of planetary-mass brown dwarfs that are the older and colder but similar-mass counterparts to the current Y dwarf sample.

Fortunately, WISE J0146+4234AB will soon provide an opportunity to much better constrain its physical properties. With a projected separation of  $0.93_{-0.16}^{+0.12}$  AU and estimated orbital period  $\lesssim 10$  yr, WISE J0146+4234AB is not only a contender for the tightest known ultracool binary but also the first binary discovery at the T/Y transition that is likely to yield a dynamical mass quickly, as other discoveries have estimated orbital periods of  $\sim 40$ – $400$  yr. The relative orbit of WISE J0146+4234AB could be determined by astrometric monitoring within just a few years. A dynamical mass for WISE J0146+4234AB will test the hypothesis that the components are old and massive with high surface gravity, which is solely based on current theoretical predictions of the spectrophotometric properties of brown dwarfs. As perhaps the only planetary-mass brown dwarfs with a dynamical mass measurement for

the next several years, WISE J0146+4234AB will be a prime target for *James Webb Space Telescope* spectroscopy to test cold model atmospheres where the physical parameters are well constrained by observations.

We are grateful to the anonymous referee for a prompt and productive review; Michael Cushing for providing published spectra of late-T and Y dwarfs; Randy Campbell, Gary Punawai, Terry Stickel, Hien Tran, and the Keck Observatory staff for assistance with the Keck LGS AO observing; the Gemini Observatory staff for obtaining the NIRI photometry and GNIRS spectroscopy through queue observing; and James R.A. Davenport for distributing his IDL implementation of the cubehelix color scheme. This work was supported by a NASA Keck PI Data Award, administered by the NASA Exoplanet Science Institute. T.J.D. acknowledges support from Hubble Fellowship grant *HST*-HF-51271.01 A awarded by the Space Telescope Science Institute, which is operated by AURA for NASA, under contract NAS 5-26555. M.C.L. acknowledges support from NSF grant AST09-09222. Our research has employed NASA's Astrophysical Data System and the SIMBAD database operated at CDS, Strasbourg, France. Finally, the authors wish to recognize and acknowledge the very significant cultural role and reverence that the summit of Mauna Kea has always had within the indigenous Hawaiian community. We are most fortunate to have the opportunity to conduct observations from this mountain.

Data presented herein were obtained at the W. M. Keck Observatory from telescope time allocated to the National Aeronautics and Space Administration through the agency's scientific partnership with the California Institute of Technology and the University of California. The Observatory was made possible by the generous financial support of the W. M. Keck Foundation.

Some observations were obtained under program ID GN-2012B-DD-5 at the Gemini Observatory, which is operated by the Association of Universities for Research in Astronomy, Inc., under a cooperative agreement with the NSF on behalf of the Gemini partnership: the National Science Foundation (United States), the National Research Council (Canada), CONICYT (Chile), the Australian Research Council (Australia), Ministério da Ciência, Tecnologia e Inovação (Brazil) and Ministerio de Ciencia, Tecnología e Innovación Productiva (Argentina).

*Facilities:* Keck:II (LGS AO, NIRC2), Gemini:Gillett

## REFERENCES

- Aumer, M., & Binney, J. J. 2009, *MNRAS*, **397**, 1286  
 Baraffe, I., Chabrier, G., Barman, T. S., Allard, F., & Hauschildt, P. H. 2003, *A&A*, **402**, 701  
 Beichman, C., Gelino, C. R., Kirkpatrick, J. D., et al. 2014, *ApJ*, **783**, 68  
 Burgasser, A. J., Burrows, A., & Kirkpatrick, J. D. 2006, *ApJ*, **639**, 1095  
 Burgasser, A. J., Geballe, T. R., Leggett, S. K., Kirkpatrick, J. D., & Golimowski, D. A. 2006, *ApJ*, **637**, 1067  
 Burgasser, A. J., Kirkpatrick, J. D., Reid, I. N., et al. 2003, *ApJ*, **586**, 512  
 Burningham, B., Pinfield, D. J., Leggett, S. K., et al. 2008, *MNRAS*, **391**, 320  
 Burningham, B., Pinfield, D. J., Leggett, S. K., et al. 2009, *MNRAS*, **395**, 1237  
 Burrows, A., Burgasser, A. J., Kirkpatrick, J. D., et al. 2002, *ApJ*, **573**, 394  
 Burrows, A., Hubbard, W. B., Lunine, J. I., & Liebert, J. 2001, *RvMP*, **73**, 719  
 Chabrier, G., Baraffe, I., Leconte, J., Gallardo, J., & Barman, T. 2009, in AIP Conf. Ser. 1094, *Cool Stars, Stellar Systems, and the Sun*, ed. E. Stempels (Melville, NY: AIP), 102  
 Cushing, M. C., Kirkpatrick, J. D., Gelino, C. R., et al. 2011, *ApJ*, **743**, 50  
 Delorme, P., Delfosse, X., Albert, L., et al. 2008, *A&A*, **482**, 961  
 Dupuy, T. J., & Kraus, A. L. 2013, *Sci*, **341**, 1492

- Dupuy, T. J., & Liu, M. C. 2011, *ApJ*, 733, 122
- Dupuy, T. J., & Liu, M. C. 2012, *ApJS*, 201, 19
- Dupuy, T. J., Liu, M. C., & Bowler, B. P. 2009a, *ApJ*, 706, 328
- Dupuy, T. J., Liu, M. C., Bowler, B. P., et al. 2010, *ApJ*, 721, 1725
- Dupuy, T. J., Liu, M. C., & Ireland, M. J. 2009b, *ApJ*, 692, 729
- Dupuy, T. J., Liu, M. C., & Ireland, M. J. 2009c, *ApJ*, 699, 168
- Elias, J. H., Joyce, R. R., Liang, M., et al. 2006, *SPIE*, 6269, 62694C
- Gelino, C. R., Kirkpatrick, J. D., Cushing, M. C., et al. 2011, *AJ*, 142, 57
- Hodapp, K. W., Jensen, J. B., Irwin, E. M., et al. 2003, *PASP*, 115, 1388
- Kirkpatrick, J. D., Cushing, M. C., Gelino, C. R., et al. 2011, *ApJS*, 197, 19
- Kirkpatrick, J. D., Gelino, C. R., Cushing, M. C., et al. 2012, *ApJ*, 753, 156
- Leggett, S. K., Liu, M. C., Dupuy, T. J., et al. 2014, *ApJ*, 780, 62
- Leggett, S. K., Marley, M. S., Freedman, R., et al. 2007, *ApJ*, 667, 537
- Leggett, S. K., Morley, C. V., Marley, M. S., & Saumon, D. 2015, *ApJ*, 799, 37
- Leggett, S. K., Morley, C. V., Marley, M. S., et al. 2013, *ApJ*, 763, 130
- Leggett, S. K., Saumon, D., Marley, M. S., et al. 2012, *ApJ*, 748, 74
- Liu, M. C., Delorme, P., Dupuy, T. J., et al. 2011, *ApJ*, 740, 108
- Liu, M. C., Dupuy, T. J., Bowler, B. P., Leggett, S. K., & Best, W. M. J. 2012, *ApJ*, 758, 57
- Liu, M. C., Dupuy, T. J., & Ireland, M. J. 2008, *ApJ*, 689, 436
- Liu, M. C., Leggett, S. K., & Chiu, K. 2007, *ApJ*, 660, 1507
- Lodieu, N., Béjar, V. J. S., & Rebolo, R. 2013, *A&A*, 550, L2
- Luhman, K. L. 2014, *ApJL*, 786, L18
- Luhman, K. L., Burgasser, A. J., & Bochanski, J. J. 2011, *ApJL*, 730, L9
- Luhman, K. L., & Esplin, T. L. 2014, *ApJL*, 796, L6
- Mace, G. N., Kirkpatrick, J. D., Cushing, M. C., et al. 2013a, *ApJ*, 777, 36
- Mace, G. N., Kirkpatrick, J. D., Cushing, M. C., et al. 2013b, *ApJS*, 205, 6
- Montet, B. T., Johnson, J. A., Muirhead, P. S., et al. 2014, arXiv:1411.4047 [astro-ph.SR]
- Morley, C. V., Marley, M. S., Fortney, J. J., et al. 2014, *ApJ*, 787, 78
- Pinfield, D. J., Gromadzki, M., Leggett, S. K., et al. 2014, *MNRAS*, 444, 1931
- Saumon, D., & Marley, M. S. 2008, *ApJ*, 689, 1327
- Tinney, C. G., Faherty, J. K., Kirkpatrick, J. D., et al. 2014, *ApJ*, 796, 39
- van Dam, M. A., Bouchez, A. H., Le Mignant, D., et al. 2006, *PASP*, 118, 310
- Warren, S. J., Mortlock, D. J., Leggett, S. K., et al. 2007, *MNRAS*, 381, 1400
- Wizinowich, P. L., Le Mignant, D., Bouchez, A. H., et al. 2006, *PASP*, 118, 297
- Wright, E. L., Skrutskie, M. F., Kirkpatrick, J. D., et al. 2013, *AJ*, 145, 84
- Yelda, S., Lu, J. R., Ghez, A. M., et al. 2010, *ApJ*, 725, 331