





ELECCIONES PARLAMENTARIAS 2009

ESCRUTINIOS GENERALES

SENADORES V REGION

VALPARAISO





	 LISTA A CONCERTACION Y JUNTOS PODEMOS POR MAS DEMOCRACIA								 LISTA B COALICION POR EL CAMBIO					 LISTA C NUEVA MAYORIA PARA CHILE				 LISTA D CHILE LIMPIO VOTE FELIZ					CAND. INDEP.				
	P.D.C.	P.P.D.	P.S.	P.C.CH.	P.R.S.D.	IC	INDEP.	TOTAL	R.N.	U.D.I.	CH1	INDEP.	TOTAL	PH	PE	INDEP.	TOTAL	PRI	FP	MAS	INDEP.	TOTAL					TOTAL
QUINTA CIRCUNSCRIPCION SENATORIAL																											
CABILDO	3.269				1.538			4.807	1.623	1.016			2.639			1.610	1.610							116	527	407	10.106
CALERA	4.875				3.780			8.655	4.678	2.777			7.455			5.589	5.589							344	1.609	747	24.399
CALLE LARGA	916				1.495			2.411	803	1.587			2.390			790	790							41	306	153	6.091
CATEMU	1.112				1.439			2.551	1.253	1.446			2.699			1.108	1.108							60	330	241	6.989
HIJUELAS	1.750				796			2.546	1.694	1.854			3.548			1.434	1.434							227	466	315	8.536
LA CRUZ	1.402				794			2.196	1.765	1.149			2.914			1.498	1.498							68	445	232	7.353
LA LIGUA	5.676				2.096			7.772	3.510	1.864			5.374			2.233	2.233							121	672	528	16.700
LIMACHE	2.970				2.843			5.813	4.652	3.221			7.873			3.584	3.584							471	1.509	621	19.871
LLAY-LLAY	2.402				2.004			4.406	1.885	2.976			4.861			1.179	1.179							134	565	414	11.559
LOS ANDES	4.729				6.887			11.616	3.995	8.634			12.629			2.937	2.937							179	1.450	525	29.336
NOGALES	3.203				1.413			4.616	1.891	1.155			3.046			2.392	2.392							99	628	359	11.140
OLMUE	1.443				1.179			2.622	1.894	1.392			3.286			1.435	1.435							143	651	394	8.531
PANQUEHUE	476				1.220			1.696	332	929			1.261			244	244							21	354	217	3.793
PAPUDO	1.055				176			1.231	999	457			1.456			539	539							15	104	83	3.428
PETORCA	1.939				948			2.887	993	224			1.217			733	733							55	290	220	5.402
PUCHUNCAVI	1.908				858			2.766	2.053	969			3.022			1.361	1.361							89	520	306	8.064
PUTAENDO	1.581				1.428			3.009	940	2.075			3.015			1.007	1.007							67	488	369	7.955
QUILLOTA	7.431				4.964			12.395	10.064	5.939			16.003			6.073	6.073							468	2.547	1.163	38.649
QUILPUE	11.262				9.165			20.427	17.304	7.494			24.798			12.207	12.207							687	4.572	1.482	64.173
QUINTERO	2.066				1.404			3.470	2.940	1.836			4.776			2.653	2.653							176	881	426	12.382
RINCONADA	626				1.404			2.030	553	1.496			2.049			567	567							37	169	141	4.993
SAN ESTEBAN	1.229				2.289			3.518	1.094	2.062			3.156			919	919							65	423	217	8.298
SAN FELIPE	4.118				6.465			10.583	3.665	10.001			13.666			3.205	3.205							201	1.430	751	29.836
SANTA MARIA	1.114				2.126			3.240	873	2.008			2.881			653	653							57	314	189	7.334
VILLA ALEMANA	7.456				5.505			12.961	11.573	6.708			18.281			7.561	7.561							475	3.432	1.021	43.731
ZAPALLAR	1.424				313			1.737	1.530	843			2.373			564	564							45	152	119	4.990
TOTAL CIRC. SENATORIAL	77.432				64.529			141.961	84.556	72.112			156.668			64.075	64.075							4.461	24.834	11.640	403.639

ELECCIONES PARLAMENTARIAS 2009

ESCRUTINIOS GENERALES

SENADORES V REGION

VALPARAISO

	 LISTA A CONCERTACION Y JUNTOS PODEMOS POR MAS DEMOCRACIA							 LISTA B COALICION POR EL CAMBIO					 LISTA C NUEVA MAYORIA PARA CHILE				 LISTA D CHILE LIMPIO VOTE FELIZ					CAND. INDEP.					
	P.D.C.	P.P.D.	P.S.	P.C.CH.	P.R.S.D.	IC	INDEP.	TOTAL	R.N.	U.D.I.	CH1	INDEP.	TOTAL	PH	PE	INDEP.	TOTAL	PRI	FP	MAS	INDEP.					TOTAL	TOTAL
SEXTA CIRCUNSCRIPCION SENATORIAL																											
ALGARROBO	157	1.945						2.102	1.580	2.492			4.072				178	178	50				50		204	128	6.734
CARTAGENA	466	3.560						4.026	1.868	3.710			5.578				228	228	94				94		440	205	10.571
CASABLANCA	416	4.019						4.435	3.210	2.729			5.939				218	218	67				67		556	363	11.578
CONCON	357	4.825						5.182	7.887	3.390			11.277				332	332	123				123		708	332	17.954
EL QUISCO	132	2.429						2.561	1.407	2.394			3.801				214	214	52				52		269	128	7.025
EL TABO	175	2.113						2.288	1.060	1.985			3.045				229	229	53				53		238	89	5.942
ISLA DE PASCUA	117	627						744	377	601			978				87	87	45				45		84	50	1.988
JUAN FERNANDEZ	12	96						108	197	55			252				11	11	7				7		29	10	417
SAN ANTONIO	1.280	18.531						19.811	6.884	11.394			18.278				1.764	1.764	336				336		2.072	1.068	43.329
SANTO DOMINGO	134	2.546						2.680	1.551	2.926			4.477				164	164	55				55		172	252	7.800
VALPARAISO	16.113	41.725						57.838	28.620	37.825			66.445				7.068	7.068	1.042				1.042		8.580	2.376	143.349
VIÑA DEL MAR	3.864	45.871						49.735	54.962	37.861			92.823				4.698	4.698	977				977		6.460	2.321	157.014
TOTAL CIRC. SENATORIAL	23.223	128.287						151.510	109.603	107.362			216.965				15.191	15.191	2.901				2.901		19.812	7.322	413.701
TOTAL REGION																											
TOTAL REGION	100.655	128.287			64.529			293.471	194.159	179.474			373.633				79.266	79.266	2.901				2.901	4.461	44.646	18.962	817.340
PORCENTAJE REGION	12,31	15,69			7,89			35,91	23,75	21,96			45,71				9,70	9,70	0,35				0,35	0,55	5,46	2,32	100,00