





# ELECCIONES PARLAMENTARIAS 2009

## ESCRUTINIOS GENERALES

### SENADORES III REGION

#### ATACAMA

	 <b>LISTA A</b> CONCERTACION Y JUNTOS PODEMOS POR MAS DEMOCRACIA							 <b>LISTA B</b> COALICION POR EL CAMBIO					 <b>LISTA C</b> NUEVA MAYORIA PARA CHILE				 <b>LISTA D</b> CHILE LIMPIO VOTE FELIZ					CAND. INDEP.					
	P.D.C.	P.P.D.	P.S.	P.C.CH.	P.R.S.D.	IC	INDEP.	TOTAL	R.N.	U.D.I.	CH1	INDEP.	TOTAL	PH	PE	INDEP.	TOTAL	PRI	FP	MAS	INDEP.					TOTAL	TOTAL
<b>TERCERA CIRCUNSCRIPCION SENATORIAL</b>																											
ALTO DEL CARMEN		290	763					1.053	1.137	106			1.243					430					430		176	174	3.076
CALDERA		1.091	1.839					2.930	2.144	123			2.267					1.190					1.190		365	167	6.919
CHAÑARAL		1.471	1.585					3.056	1.678	118			1.796					766					766		296	208	6.122
COPIAPO		11.539	11.580					23.119	15.584	941			16.525					9.735					9.735		2.962	1.263	53.604
DIEGO DE ALMAGRO		1.490	2.410					3.900	1.168	82			1.250					1.246					1.246		423	197	7.016
FREIRINA		334	1.039					1.373	1.076	44			1.120					490					490		135	87	3.205
HUASCO		580	1.328					1.908	1.518	70			1.588					655					655		187	126	4.464
TIERRA AMARILLA		972	1.756					2.728	1.898	118			2.016					1.425					1.425		332	242	6.743
VALLENAR		1.926	5.940					7.866	8.590	307			8.897					4.769					4.769		1.288	644	23.464
<b>TOTAL CIRC. SENATORIAL</b>		<b>19.693</b>	<b>28.240</b>					<b>47.933</b>	<b>34.793</b>	<b>1.909</b>			<b>36.702</b>					<b>20.706</b>					<b>20.706</b>		<b>6.164</b>	<b>3.108</b>	<b>114.613</b>
<b>TOTAL REGION</b>																											
<b>TOTAL REGION</b>		<b>19.693</b>	<b>28.240</b>					<b>47.933</b>	<b>34.793</b>	<b>1.909</b>			<b>36.702</b>					<b>20.706</b>					<b>20.706</b>		<b>6.164</b>	<b>3.108</b>	<b>114.613</b>
<b>PORCENTAJE REGION</b>		<b>17,18</b>	<b>24,64</b>					<b>41,82</b>	<b>30,36</b>	<b>1,67</b>			<b>32,02</b>					<b>18,06</b>					<b>18,06</b>		<b>5,38</b>	<b>2,71</b>	<b>100,00</b>