





ELECCIONES PARLAMENTARIAS 2009

ESCRUTINIOS GENERALES

SENADORES IX REGION

ARAUCANIA





	 LISTA A CONCERTACION Y JUNTOS PODEMOS POR MAS DEMOCRACIA							 LISTA B COALICION POR EL CAMBIO					 LISTA C NUEVA MAYORIA PARA CHILE				 LISTA D CHILE LIMPIO VOTE FELIZ					CAND. INDEP.					
	P.D.C.	P.P.D.	P.S.	P.C.CH.	P.R.S.D.	IC	INDEP.	TOTAL	R.N.	U.D.I.	CH1	INDEP.	TOTAL	PH	PE	INDEP.	TOTAL	PRI	FP	MAS	INDEP.					TOTAL	TOTAL
DECIMOCUARTA CIRCUNSCRIPCION SENATORIAL																											
ANGOL	1.326	4.097						5.423	9.033			1.894	10.927	257			257					6.330	6.330		969	517	24.423
COLLIPULLI	556	2.661						3.217	3.702			678	4.380	141			141					2.874	2.874		535	430	11.577
CURACAUTIN	414	3.122						3.536	3.260			225	3.485	105			105					1.396	1.396		396	190	9.108
ERCILLA	231	932						1.163	1.520			253	1.773	54			54					871	871		259	190	4.310
GALVARINO	710	1.830						2.540	2.161			277	2.438	125			125					732	732		331	305	6.471
LAUTARO	561	6.545						7.106	5.474			505	5.979	152			152					1.848	1.848		783	389	16.257
LONQUIMAY	180	1.674						1.854	1.697			178	1.875	60			60					743	743		248	204	4.984
LOS SAUCES	629	557						1.186	1.888			351	2.239	54			54					813	813		138	157	4.587
LUMACO	283	1.157						1.440	2.238			312	2.550	70			70					968	968		191	192	5.411
MELIPEUCO	119	722						841	1.384			88	1.472	34			34					512	512		170	103	3.132
PERQUENCO	174	1.534						1.708	1.148			136	1.284	44			44					653	653		172	121	3.982
PUREN	535	1.601						2.136	2.667			492	3.159	61			61					842	842		292	227	6.717
RENAICO	248	1.035						1.283	1.692			361	2.053	71			71					1.292	1.292		258	195	5.152
TRAIQUEN	663	2.715						3.378	4.222			634	4.856	115			115					1.571	1.571		466	375	10.761
VICTORIA	421	4.575						4.996	6.402			538	6.940	137			137					4.242	4.242		904	379	17.598
VILCUN	431	5.363						5.794	3.594			333	3.927	131			131					1.013	1.013		602	414	11.881
TOTAL CIRC. SENATORIAL	7.481	40.120						47.601	52.082			7.255	59.337	1.611			1.611					26.700	26.700		6.714	4.388	146.351

ELECCIONES PARLAMENTARIAS 2009

ESCRUTINIOS GENERALES

SENADORES IX REGION

ARAUCANIA

	 LISTA A CONCERTACION Y JUNTOS PODEMOS POR MAS DEMOCRACIA								 LISTA B COALICION POR EL CAMBIO					 LISTA C NUEVA MAYORIA PARA CHILE				 LISTA D CHILE LIMPIO VOTE FELIZ					CAND. INDEP.				
	P.D.C.	P.P.D.	P.S.	P.C.CH.	P.R.S.D.	IC	INDEP.	TOTAL	R.N.	U.D.I.	CH1	INDEP.	TOTAL	PH	PE	INDEP.	TOTAL	PRI	FP	MAS	INDEP.	TOTAL					TOTAL
DECIMOQUINTA CIRCUNSCRIPCION SENATORIAL																											
CARAHUE	1.419	6.204						7.623	2.072			1.816	3.888	102			102	412				46	458		449	294	12.814
CHOLCHOL	1.285	1.478						2.763	930			847	1.777	72			72	415				29	444		306	205	5.567
CUNCO	1.943	1.818						3.761	1.995			2.415	4.410	111			111	433				47	480		384	305	9.451
CURARREHUE	727	544						1.271	1.319			765	2.084	56			56	248				20	268		167	216	4.062
FREIRE	2.314	4.122						6.436	1.794			1.852	3.646	109			109	935				57	992		627	473	12.283
GORBEA	1.474	1.236						2.710	1.641			3.283	4.924	87			87	308				64	372		297	260	8.650
LONCOCHE	2.652	1.867						4.519	2.617			2.884	5.501	132			132	516				77	593		467	393	11.605
NUEVA IMPERIAL	2.844	6.395						9.239	2.499			2.038	4.537	108			108	1.046				64	1.110		676	355	16.025
PADRE LAS CASAS	5.286	6.024						11.310	5.627			3.478	9.105	286			286	1.075				140	1.215		1.274	809	23.999
PITRUFQUEN	1.621	4.396						6.017	2.026			2.276	4.302	69			69	608				42	650		449	246	11.733
PUCON	1.389	1.750						3.139	2.394			2.864	5.258	144			144	688				67	755		486	402	10.184
SAAVEDRA	1.224	2.631						3.855	991			780	1.771	82			82	329				61	390		275	285	6.658
TEMUCO	21.136	28.325						49.461	23.722			21.284	45.006	1.097			1.097	2.591				594	3.185		4.419	1.762	104.930
TEODORO SCHMIDT	852	2.841						3.693	2.034			1.261	3.295	60			60	508				52	560		312	257	8.177
TOLTEN	1.197	944						2.141	1.669			904	2.573	42			42	233				32	265		231	191	5.443
VILLARRICA	4.214	3.828						8.042	4.109			7.950	12.059	237			237	1.150				132	1.282		910	816	23.346
TOTAL CIRC. SENATORIAL	51.577	74.403						125.980	57.439			56.697	114.136	2.794			2.794	11.495				1.524	13.019		11.729	7.269	274.927
TOTAL REGION																											
TOTAL REGION	59.058	114.523						173.581	109.521			63.952	173.473	4.405			4.405	11.495				28.224	39.719		18.443	11.657	421.278
PORCENTAJE REGION	14,02	27,18						41,20	26,00			15,18	41,18	1,05			1,05	2,73				6,70	9,43		4,38	2,77	100,00