







ELECCIONES PARLAMENTARIAS 2009

ESCRUTINIOS GENERALES


DIPUTADOS

| LISTA A | | | | | | | | | | | | | | | | | | | | | | | | | | | | | | | | |
|---|--|---------|---------|-------|--|---------|---------|-------|--|---------|---------|-------|---|--------|---------|-------|--|---------|---------|-------|---|---|-------|--------|----------------|--------|---------|---------|---------------|-----------|-----------|-------|
|  CONCERTACION Y JUNTOS PODEMOS POR MAS DEMOCRACIA | | | | | | | | | | | | | | | | | | | | | | | | | | | | | | | | |
| REGION |  PARTIDO DEMOCRATA CRISTIANO | | | |  PARTIDO POR LA DEMOCRACIA | | | |  PARTIDO SOCIALISTA DE CHILE | | | |  PARTIDO COMUNISTA DE CHILE | | | |  PARTIDO RADICAL SOCIALDEMOCRATA | | | |  PARTIDO IZQUIERDA CRISTIANA DE CHILE | | | | INDEPENDIENTES | | | | TOTAL LISTA A | | | |
| | V | M | TOTAL | % | V | M | TOTAL | % | V | M | TOTAL | % | V | M | TOTAL | % | V | M | TOTAL | % | V | M | TOTAL | % | V | M | TOTAL | % | V | M | TOTAL | % |
| XV | - | - | - | - | - | - | - | - | 5.885 | 6.199 | 12.084 | 14,66 | - | - | - | - | - | - | - | - | - | - | - | 10.626 | 11.799 | 22.425 | 27,20 | 16.511 | 17.998 | 34.509 | 41,86 | |
| I | 1.831 | 2.065 | 3.896 | 3,87 | - | - | - | - | - | - | - | - | 14.484 | 13.733 | 28.217 | 28,03 | - | - | - | - | - | - | - | - | - | - | - | 16.315 | 15.798 | 32.113 | 31,90 | |
| II | 7.420 | 6.990 | 14.410 | 7,25 | 11.292 | 11.059 | 22.351 | 11,24 | - | - | - | - | - | - | - | - | 7.790 | 8.433 | 16.223 | 8,16 | - | - | - | - | - | - | - | 26.502 | 26.482 | 52.984 | 26,65 | |
| III | 6.107 | 7.396 | 13.503 | 11,78 | 1.743 | 1.869 | 3.612 | 3,15 | - | - | - | - | 9.019 | 8.003 | 17.022 | 14,85 | 5.762 | 5.820 | 11.582 | 10,11 | - | - | - | - | - | - | - | 22.631 | 23.088 | 45.719 | 39,90 | |
| IV | 22.903 | 28.670 | 51.573 | 18,58 | 7.319 | 8.013 | 15.332 | 5,52 | 21.338 | 26.088 | 47.426 | 17,08 | - | - | - | - | - | - | - | - | - | - | - | - | - | - | - | 51.560 | 62.771 | 114.331 | 41,18 | |
| V | 40.959 | 47.742 | 88.701 | 10,85 | 51.684 | 58.230 | 109.914 | 13,45 | 17.863 | 19.117 | 36.980 | 4,52 | 2.250 | 1.667 | 3.917 | 0,48 | 20.418 | 25.352 | 45.770 | 5,60 | - | - | - | - | - | - | - | 133.174 | 152.108 | 285.282 | 34,90 | |
| R.M. | 120.580 | 155.450 | 276.030 | 9,91 | 194.754 | 222.161 | 416.915 | 14,97 | 126.122 | 139.693 | 265.815 | 9,54 | 24.820 | 24.220 | 49.040 | 1,76 | 9.158 | 13.454 | 22.612 | 0,81 | - | - | - | - | 29.000 | 32.386 | 61.386 | 2,20 | 504.434 | 587.364 | 1.091.798 | 39,20 |
| VI | 38.389 | 43.162 | 81.551 | 19,67 | 6.129 | 7.346 | 13.475 | 3,25 | 13.223 | 14.549 | 27.772 | 6,70 | 2.312 | 1.699 | 4.011 | 0,97 | 13.836 | 13.805 | 27.641 | 6,67 | - | - | - | - | - | - | - | 73.889 | 80.561 | 154.450 | 37,25 | |
| VII | 39.438 | 41.358 | 80.796 | 17,07 | 33.160 | 38.109 | 71.269 | 15,06 | 14.834 | 16.815 | 31.649 | 6,69 | 3.325 | 2.337 | 5.662 | 1,20 | 11.342 | 13.588 | 24.930 | 5,27 | - | - | - | - | 7.585 | 7.309 | 14.894 | 3,15 | 109.684 | 119.516 | 229.200 | 48,42 |
| VIII | 54.626 | 64.678 | 119.304 | 12,70 | 43.360 | 53.730 | 97.090 | 10,33 | 55.357 | 63.476 | 118.833 | 12,65 | 11.206 | 11.120 | 22.326 | 2,38 | 34.769 | 35.930 | 70.699 | 7,52 | - | - | - | - | - | - | - | 199.318 | 228.934 | 428.252 | 45,58 | |
| IX | 39.613 | 46.706 | 86.319 | 20,49 | 22.912 | 28.489 | 51.401 | 12,20 | 5.450 | 5.810 | 11.260 | 2,67 | - | - | - | - | 10.281 | 11.835 | 22.116 | 5,25 | - | - | - | - | 6.055 | 6.022 | 12.077 | 2,87 | 84.311 | 98.862 | 183.173 | 43,48 |
| XIV | 12.648 | 14.174 | 26.822 | 15,37 | 14.499 | 14.505 | 29.004 | 16,62 | 14.823 | 17.610 | 32.433 | 18,59 | - | - | - | - | - | - | - | - | - | - | - | - | - | - | - | 41.970 | 46.289 | 88.259 | 50,58 | |
| X | 35.993 | 38.869 | 74.862 | 21,55 | - | - | - | - | 27.208 | 28.675 | 55.883 | 16,08 | 1.850 | 1.673 | 3.523 | 1,01 | 4.435 | 5.448 | 9.883 | 2,84 | - | - | - | - | 2.573 | 2.473 | 5.046 | 1,45 | 72.059 | 77.138 | 149.197 | 42,94 |
| XI | - | - | - | - | 4.998 | 4.383 | 9.381 | 21,45 | 3.890 | 4.465 | 8.355 | 19,10 | - | - | - | - | - | - | - | - | - | - | - | - | - | - | 8.888 | 8.848 | 17.736 | 40,55 | | |
| XII | 11.055 | 11.443 | 22.498 | 31,19 | - | - | - | - | 2.380 | 2.497 | 4.877 | 6,76 | - | - | - | - | - | - | - | - | - | - | - | - | - | - | - | 13.435 | 13.940 | 27.375 | 37,95 | |
| Total País | 431.562 | 508.703 | 940.265 | 12,95 | 391.850 | 447.894 | 839.744 | 11,56 | 308.373 | 344.994 | 653.367 | 9,00 | 69.266 | 64.452 | 133.718 | 1,84 | 117.791 | 133.665 | 251.456 | 3,46 | - | - | - | - | 55.839 | 59.989 | 115.828 | 1,59 | 1.374.681 | 1.559.697 | 2.934.378 | 40,40 |

ELECCIONES PARLAMENTARIAS 2009

ESCRUTINIOS GENERALES


DIPUTADOS

| REGION | LISTA B | | | | | | | | | | | | | | | | | | | |
|------------|--|---------|-----------|-------|--|---------|-----------|-------|---|-------|--------|------|----------------|--------|---------|-------|---------------|-----------|-----------|-------|
| |  COALICION POR EL CAMBIO | | | | | | | | | | | | | | | | | | | |
| |  RENOVACION NACIONAL | | | |  UNION DEMOCRATA INDEPENDIENTE | | | |  CHILE PRIMERO | | | | INDEPENDIENTES | | | | TOTAL LISTA B | | | |
| V | M | TOTAL | % | V | M | TOTAL | % | V | M | TOTAL | % | V | M | TOTAL | % | V | M | TOTAL | % | |
| XV | 6.768 | 8.494 | 15.262 | 18,51 | 8.078 | 9.566 | 17.644 | 21,40 | - | - | - | - | - | - | - | - | 14.846 | 18.060 | 32.906 | 39,92 |
| I | 5.857 | 5.680 | 11.537 | 11,46 | - | - | - | - | - | - | - | - | 14.152 | 14.732 | 28.884 | 28,69 | 20.009 | 20.412 | 40.421 | 40,16 |
| II | - | - | - | - | 28.731 | 33.128 | 61.859 | 31,11 | 4.191 | 3.579 | 7.770 | 3,91 | - | - | - | - | 32.922 | 36.707 | 69.629 | 35,02 |
| III | 4.617 | 6.097 | 10.714 | 9,35 | 10.056 | 11.433 | 21.489 | 18,75 | 2.383 | 2.953 | 5.336 | 4,66 | - | - | - | - | 17.056 | 20.483 | 37.539 | 32,76 |
| IV | 8.560 | 9.477 | 18.037 | 6,50 | 19.864 | 26.905 | 46.769 | 16,85 | 2.413 | 2.502 | 4.915 | 1,77 | 1.173 | 1.761 | 2.934 | 1,06 | 32.010 | 40.645 | 72.655 | 26,17 |
| V | 78.619 | 93.753 | 172.372 | 21,09 | 51.137 | 66.594 | 117.731 | 14,40 | - | - | - | - | 25.551 | 32.688 | 58.239 | 7,12 | 155.307 | 193.035 | 348.342 | 42,62 |
| R.M. | 209.259 | 253.862 | 463.121 | 16,63 | 273.298 | 361.434 | 634.732 | 22,79 | - | - | - | - | 18.496 | 20.732 | 39.228 | 1,41 | 501.053 | 636.028 | 1.137.081 | 40,82 |
| VI | 20.649 | 23.892 | 44.541 | 10,74 | 47.477 | 57.125 | 104.602 | 25,23 | - | - | - | - | - | - | - | - | 68.126 | 81.017 | 149.143 | 35,97 |
| VII | 42.323 | 51.575 | 93.898 | 19,84 | 36.328 | 46.151 | 82.479 | 17,42 | - | - | - | - | 6.954 | 8.890 | 15.844 | 3,35 | 85.605 | 106.616 | 192.221 | 40,61 |
| VIII | 56.385 | 66.834 | 123.219 | 13,11 | 105.371 | 134.619 | 239.990 | 25,54 | - | - | - | - | 4.188 | 3.944 | 8.132 | 0,87 | 165.944 | 205.397 | 371.341 | 39,52 |
| IX | 44.799 | 51.534 | 96.333 | 22,87 | 30.864 | 38.309 | 69.173 | 16,42 | - | - | - | - | - | - | - | - | 75.663 | 89.843 | 165.506 | 39,29 |
| XIV | 18.769 | 23.340 | 42.109 | 24,13 | 12.745 | 14.542 | 27.287 | 15,64 | - | - | - | - | - | - | - | - | 31.514 | 37.882 | 69.396 | 39,77 |
| X | 32.242 | 35.369 | 67.611 | 19,46 | 38.632 | 45.191 | 83.823 | 24,13 | - | - | - | - | - | - | - | - | 70.874 | 80.560 | 151.434 | 43,59 |
| XI | 5.004 | 5.319 | 10.323 | 23,60 | 6.044 | 6.858 | 12.902 | 29,50 | - | - | - | - | - | - | - | - | 11.048 | 12.177 | 23.225 | 53,11 |
| XII | 4.484 | 4.831 | 9.315 | 12,91 | 2.487 | 2.033 | 4.520 | 6,27 | - | - | - | - | - | - | - | - | 6.971 | 6.864 | 13.835 | 19,18 |
| Total País | 538.335 | 640.057 | 1.178.392 | 16,22 | 671.112 | 853.888 | 1.525.000 | 21,00 | 8.987 | 9.034 | 18.021 | 0,25 | 70.514 | 82.747 | 153.261 | 2,11 | 1.288.948 | 1.585.726 | 2.874.674 | 39,58 |

ELECCIONES PARLAMENTARIAS 2009

ESCRUTINIOS GENERALES





DIPUTADOS

| REGION | LISTA C | | | | | | | | | | | | | | | |
|------------|---|--------|--------|------|---|-------|-------|------|----------------|---------|---------|------|---------------|---------|---------|------|
| |  NUEVA MAYORIA PARA CHILE | | | | | | | | | | | | | | | |
| |  PARTIDO HUMANISTA | | | |  PARTIDO ECOLOGISTA | | | | INDEPENDIENTES | | | | TOTAL LISTA C | | | |
| | V | M | TOTAL | % | V | M | TOTAL | % | V | M | TOTAL | % | V | M | TOTAL | % |
| XV | 323 | 290 | 613 | 0,74 | - | - | - | - | 446 | 583 | 1.029 | 1,25 | 769 | 873 | 1.642 | 1,99 |
| I | - | - | - | - | - | - | - | - | 3.059 | 3.873 | 6.932 | 6,89 | 3.059 | 3.873 | 6.932 | 6,89 |
| II | 1.537 | 1.306 | 2.843 | 1,43 | 1.373 | 1.604 | 2.977 | 1,50 | 1.403 | 1.309 | 2.712 | 1,36 | 4.313 | 4.219 | 8.532 | 4,29 |
| III | - | - | - | - | 367 | 471 | 838 | 0,73 | 1.061 | 1.138 | 2.199 | 1,92 | 1.428 | 1.609 | 3.037 | 2,65 |
| IV | 1.042 | 943 | 1.985 | 0,72 | - | - | - | - | 3.646 | 4.943 | 8.589 | 3,09 | 4.688 | 5.886 | 10.574 | 3,81 |
| V | 4.649 | 4.611 | 9.260 | 1,13 | - | - | - | - | 21.552 | 26.220 | 47.772 | 5,84 | 26.201 | 30.831 | 57.032 | 6,98 |
| R.M. | 31.841 | 32.238 | 64.079 | 2,30 | - | - | - | - | 34.073 | 44.149 | 78.222 | 2,81 | 65.914 | 76.387 | 142.301 | 5,11 |
| VI | 1.970 | 1.580 | 3.550 | 0,86 | - | - | - | - | 8.926 | 9.448 | 18.374 | 4,43 | 10.896 | 11.028 | 21.924 | 5,29 |
| VII | 2.947 | 2.412 | 5.359 | 1,13 | - | - | - | - | - | - | - | - | 2.947 | 2.412 | 5.359 | 1,13 |
| VIII | 2.850 | 2.522 | 5.372 | 0,57 | - | - | - | - | 6.677 | 7.612 | 14.289 | 1,52 | 9.527 | 10.134 | 19.661 | 2,09 |
| IX | 1.230 | 886 | 2.116 | 0,50 | - | - | - | - | 8.837 | 8.880 | 17.717 | 4,21 | 10.067 | 9.766 | 19.833 | 4,71 |
| XIV | - | - | - | - | - | - | - | - | - | - | - | - | - | - | - | - |
| X | - | - | - | - | - | - | - | - | - | - | - | - | - | - | - | - |
| XI | - | - | - | - | - | - | - | - | - | - | - | - | - | - | - | - |
| XII | - | - | - | - | - | - | - | - | 2.943 | 2.857 | 5.800 | 8,04 | 2.943 | 2.857 | 5.800 | 8,04 |
| Total País | 48.389 | 46.788 | 95.177 | 1,31 | 1.740 | 2.075 | 3.815 | 0,05 | 92.623 | 111.012 | 203.635 | 2,80 | 142.752 | 159.875 | 302.627 | 4,17 |

ELECCIONES PARLAMENTARIAS 2009

ESCRUTINIOS GENERALES

DIPUTADOS

| REGION | LISTA D | | | | | | | | | | | | | | | | | | | | | | | |
|------------|---|---------|---------|-------|--|---|-------|---|---|--------|--------|------|---|--------|--------|------|----------------|---------|---------|------|---------------|--|--|--|
| |  CHILE LIMPIO VOTE FELIZ | | | |  PARTIDO REGIONALISTA DE LOS INDEPENDIENTES | | | |  FUERZA PAIS | | | |  MAS MOVIMIENTO AMPLIO SOCIAL | | | | INDEPENDIENTES | | | | TOTAL LISTA D | | | |
| | V | M | TOTAL | % | V | M | TOTAL | % | V | M | TOTAL | % | V | M | TOTAL | % | V | M | TOTAL | % | | | | |
| XV | 231 | 258 | 489 | 0,59 | - | - | - | - | - | - | - | - | 1.110 | 1.618 | 2.728 | 3,31 | 1.341 | 1.876 | 3.217 | 0,04 | | | | |
| I | 5.416 | 8.223 | 13.639 | 13,55 | - | - | - | - | - | - | - | - | - | - | - | - | 5.416 | 8.223 | 13.639 | 0,19 | | | | |
| II | 19.301 | 23.380 | 42.681 | 21,46 | - | - | - | - | 1.488 | 1.430 | 2.918 | 1,47 | - | - | - | - | 20.789 | 24.810 | 45.599 | 0,63 | | | | |
| III | 3.424 | 4.413 | 7.837 | 6,84 | - | - | - | - | 2.301 | 3.246 | 5.547 | 4,84 | 754 | 1.207 | 1.961 | 1,71 | 6.479 | 8.866 | 15.345 | 0,21 | | | | |
| IV | 11.799 | 12.087 | 23.886 | 8,60 | - | - | - | - | - | - | - | - | 4.132 | 4.441 | 8.573 | 3,09 | 15.931 | 16.528 | 32.459 | 0,45 | | | | |
| V | 6.024 | 6.330 | 12.354 | 1,51 | - | - | - | - | - | - | - | - | 2.510 | 2.401 | 4.911 | 0,60 | 8.534 | 8.731 | 17.265 | 0,24 | | | | |
| R.M. | 27.890 | 34.546 | 62.436 | 2,24 | - | - | - | - | 7.747 | 10.228 | 17.975 | 0,65 | 6.573 | 7.191 | 13.764 | 0,49 | 42.210 | 51.965 | 94.175 | 1,30 | | | | |
| VI | 24.340 | 26.328 | 50.668 | 12,22 | - | - | - | - | - | - | - | - | 1.797 | 1.536 | 3.333 | 0,80 | 26.137 | 27.864 | 54.001 | 0,74 | | | | |
| VII | - | - | - | - | - | - | - | - | - | - | - | - | 5.181 | 4.851 | 10.032 | 2,12 | 5.181 | 4.851 | 10.032 | 0,14 | | | | |
| VIII | 11.534 | 11.297 | 22.831 | 2,43 | - | - | - | - | - | - | - | - | 8.101 | 8.657 | 16.758 | 1,78 | 19.635 | 19.954 | 39.589 | 0,55 | | | | |
| IX | 7.918 | 7.875 | 15.793 | 3,75 | - | - | - | - | - | - | - | - | - | - | - | - | 7.918 | 7.875 | 15.793 | 0,22 | | | | |
| XIV | 1.290 | 1.362 | 2.652 | 1,52 | - | - | - | - | - | - | - | - | 517 | 448 | 965 | 0,55 | 1.807 | 1.810 | 3.617 | 0,05 | | | | |
| X | 3.636 | 4.489 | 8.125 | 2,34 | - | - | - | - | - | - | - | - | 1.390 | 1.477 | 2.867 | 0,83 | 5.026 | 5.966 | 10.992 | 0,15 | | | | |
| XI | - | - | - | - | - | - | - | - | - | - | - | - | - | - | - | - | - | - | - | - | | | | |
| XII | 511 | 564 | 1.075 | 1,49 | - | - | - | - | - | - | - | - | - | - | - | - | 511 | 564 | 1.075 | 0,01 | | | | |
| Total País | 123.314 | 141.152 | 264.466 | 3,64 | - | - | - | - | 11.536 | 14.904 | 26.440 | 0,36 | 32.065 | 33.827 | 65.892 | 0,91 | 166.915 | 189.883 | 356.798 | 4,91 | | | | |

ELECCIONES PARLAMENTARIAS 2009

ESCRUTINIOS GENERALES

DIPUTADOS

| REGION | | | | | | | | | | | | | | | | |
|------------|-----------------------------|--------|---------|------|-------------|---------|---------|------|-----------------|--------|---------|------|-----------|-----------|-----------|--------|
| | CANDIDATURAS INDEPENDIENTES | | | | VOTOS NULOS | | | | VOTOS EN BLANCO | | | | TOTAL | | | |
| | V | M | TOTAL | % | V | M | TOTAL | % | V | M | TOTAL | % | V | M | TOTAL | % |
| XV | 1.114 | 1.333 | 2.447 | 0,03 | 2.390 | 3.188 | 5.578 | 0,08 | 1.045 | 1.094 | 2.139 | 0,03 | 38.016 | 44.422 | 82.438 | 1,13 |
| I | - | - | - | - | 2.237 | 2.726 | 4.963 | 0,07 | 1.377 | 1.214 | 2.591 | 0,04 | 48.413 | 52.246 | 100.659 | 1,39 |
| II | - | - | - | - | 8.736 | 8.782 | 17.518 | 0,24 | 2.555 | 2.025 | 4.580 | 0,06 | 95.817 | 103.025 | 198.842 | 2,74 |
| III | 1.367 | 1.329 | 2.696 | 0,04 | 3.024 | 3.158 | 6.182 | 0,09 | 2.255 | 1.820 | 4.075 | 0,06 | 54.240 | 60.353 | 114.593 | 1,58 |
| IV | 11.704 | 14.215 | 25.919 | 0,36 | 7.198 | 7.267 | 14.465 | 0,20 | 4.331 | 2.874 | 7.205 | 0,10 | 127.422 | 150.186 | 277.608 | 3,82 |
| V | 15.304 | 17.737 | 33.041 | 0,45 | 24.592 | 26.071 | 50.663 | 0,70 | 15.047 | 10.724 | 25.771 | 0,35 | 378.159 | 439.237 | 817.396 | 11,25 |
| R.M. | 24.294 | 27.194 | 51.488 | 0,71 | 91.961 | 101.399 | 193.360 | 2,66 | 40.792 | 34.368 | 75.160 | 1,03 | 1.270.658 | 1.514.705 | 2.785.363 | 38,35 |
| VI | - | - | - | - | 11.924 | 11.065 | 22.989 | 0,32 | 7.444 | 4.693 | 12.137 | 0,17 | 198.416 | 216.228 | 414.644 | 5,71 |
| VII | - | - | - | - | 10.538 | 10.541 | 21.079 | 0,29 | 9.084 | 6.411 | 15.495 | 0,21 | 223.039 | 250.347 | 473.386 | 6,52 |
| VIII | 1.738 | 1.812 | 3.550 | 0,05 | 27.845 | 26.472 | 54.317 | 0,75 | 13.025 | 9.801 | 22.826 | 0,31 | 437.032 | 502.504 | 939.536 | 12,93 |
| IX | 2.159 | 2.445 | 4.604 | 0,06 | 8.802 | 8.727 | 17.529 | 0,24 | 8.227 | 6.617 | 14.844 | 0,20 | 197.147 | 224.135 | 421.282 | 5,80 |
| XIV | - | - | - | - | 4.636 | 4.406 | 9.042 | 0,12 | 2.418 | 1.752 | 4.170 | 0,06 | 82.345 | 92.139 | 174.484 | 2,40 |
| X | 2.776 | 2.780 | 5.556 | 0,08 | 9.551 | 9.121 | 18.672 | 0,26 | 6.561 | 5.028 | 11.589 | 0,16 | 166.847 | 180.593 | 347.440 | 4,78 |
| XI | - | - | - | - | 824 | 717 | 1.541 | 0,02 | 726 | 506 | 1.232 | 0,02 | 21.486 | 22.248 | 43.734 | 0,60 |
| XII | 8.660 | 9.418 | 18.078 | 0,25 | 2.221 | 2.042 | 4.263 | 0,06 | 1.068 | 638 | 1.706 | 0,02 | 35.809 | 36.323 | 72.132 | 0,99 |
| Total País | 69.116 | 78.263 | 147.379 | 2,03 | 216.479 | 225.682 | 442.161 | 6,09 | 115.955 | 89.565 | 205.520 | 2,83 | 3.374.846 | 3.888.691 | 7.263.537 | 100,00 |