





ELECCIONES PARLAMENTARIAS 2009

ESCRUTINIOS GENERALES

DIPUTADOS REGION METROPOLITANA

METROPOLITANA DE SANTIAGO





	 LISTA A CONCERTACION Y JUNTOS PODEMOS POR MAS DEMOCRACIA							 LISTA B COALICION POR EL CAMBIO					 LISTA C NUEVA MAYORIA PARA CHILE				 LISTA D CHILE LIMPIO VOTE FELIZ					CAND. INDEP.					
	P.D.C.	P.P.D.	P.S.	P.C.CH.	P.R.S.D.	IC	INDEP.	TOTAL	R.N.	U.D.I.	CH1	INDEP.	TOTAL	PH	PE	INDEP.	TOTAL	PRI	FP	MAS	INDEP.					TOTAL	TOTAL
DISTRITO 16																											
COLINA	8.084		4.369					12.453	3.022	14.097			17.119	693			693								1.720	992	32.977
LAMPA	4.548		3.544					8.092	1.691	7.193			8.884	563			563								1.259	597	19.395
PUDAHUEL	18.501		15.819					34.320	5.026	20.687			25.713	2.312			2.312								5.043	2.006	69.394
QUILICURA	15.585		13.078					28.663	3.546	13.742			17.288	1.640			1.640								3.293	1.178	52.062
TILTIL	1.615		1.839					3.454	544	2.587			3.131	150			150								569	267	7.571
TOTAL DISTRITO	48.333		38.649					86.982	13.829	58.306			72.135	5.358			5.358								11.884	5.040	181.399
DISTRITO 17																											
CONCHALI	8.248	21.484						29.732	19.785	6.801			26.586	2.328			2.328	1.120		2.231		3.351			6.010	1.969	69.976
HUECHURABA	4.391	10.097						14.488	7.172	4.503			11.675	1.018			1.018	773		735		1.508			2.494	1.028	32.211
RENCA	6.991	14.217						21.208	19.615	4.013			23.628	1.465			1.465	785		2.697		3.482			4.212	1.473	55.468
TOTAL DISTRITO	19.630	45.798						65.428	46.572	15.317			61.889	4.811			4.811	2.678		5.663		8.341			12.716	4.470	157.655
DISTRITO 18																											
CERRO NAVIA		22.634						6.484	29.118	13.147	2.447		15.594	727			511	1.238	5.908	2.608		8.516	1.442	4.299	1.708	61.915	
LO PRADO		14.432						5.829	20.261	12.876	2.082		14.958	904			477	1.381	5.967	2.061		8.028	1.671	3.827	1.475	51.601	
QUINTA NORMAL		14.603						6.418	21.021	14.759	2.422		17.181	861			362	1.223	5.076	1.908		6.984	1.809	3.974	1.177	53.369	
TOTAL DISTRITO		51.669						18.731	70.400	40.782	6.951		47.733	2.492			1.350	3.842	16.951	6.577		23.528	4.922	12.100	4.360	166.885	
DISTRITO 19																											
INDEPENDENCIA		11.004	6.953					17.957		13.763		2.175	15.938	624			455	1.079		358	941	1.299			3.334	928	40.535
RECOLETA		28.122	6.376					34.498		24.534		2.973	27.507	1.151			850	2.001		819	1.544	2.363			6.113	2.150	74.632
TOTAL DISTRITO		39.126	13.329					52.455		38.297		5.148	43.445	1.775			1.305	3.080		1.177	2.485	3.662			9.447	3.078	115.167

ELECCIONES PARLAMENTARIAS 2009

ESCRUTINIOS GENERALES

DIPUTADOS REGION METROPOLITANA

METROPOLITANA DE SANTIAGO





	 LISTA A CONCERTACION Y JUNTOS PODEMOS POR MAS DEMOCRACIA							 LISTA B COALICION POR EL CAMBIO					 LISTA C NUEVA MAYORIA PARA CHILE				 LISTA D CHILE LIMPIO VOTE FELIZ				CAND. INDEP.						
	P.D.C.	P.P.D.	P.S.	P.C.CH.	P.R.S.D.	IC	INDEP.	TOTAL	R.N.	U.D.I.	CH1	INDEP.	TOTAL	PH	PE	INDEP.	TOTAL	PRI	FP	MAS	INDEP.	TOTAL	TOTAL	VOTOS NULOS	VOTOS EN BLANCO	TOTAL	
DISTRITO 20																											
CERRILLOS	2.412	7.326						9.738	4.045	9.179			13.224				9.274	9.274	437				437		2.712	976	36.361
ESTACION CENTRAL	5.681	14.262						19.943	7.655	14.557			22.212				17.375	17.375	1.216				1.216		5.638	1.710	68.094
MAIPU	16.469	28.393						44.862	26.596	32.432			59.028				42.534	42.534	1.603				1.603		12.148	2.941	163.116
TOTAL DISTRITO	24.562	49.981						74.543	38.296	56.168			94.464				69.183	69.183	3.256				3.256		20.498	5.627	267.571
DISTRITO 21																											
ÑUÑO A	32.525						10.665	43.190	29.785	20.939			50.724	4.176		2.140	6.316	2.022					2.022		5.622	2.081	109.955
PROVIDENCIA	20.457						4.788	25.245	18.947	26.074			45.021	2.482		1.314	3.796	1.525					1.525		3.654	1.501	80.742
TOTAL DISTRITO	52.982						15.453	68.435	48.732	47.013			95.745	6.658		3.454	10.112	3.547					3.547		9.276	3.582	190.697
DISTRITO 22																											
SANTIAGO		42.060	9.018					51.078	38.949	9.696			48.645	3.705		2.930	6.635	2.428					2.428		7.775	2.913	119.474
TOTAL DISTRITO		42.060	9.018					51.078	38.949	9.696			48.645	3.705		2.930	6.635	2.428					2.428		7.775	2.913	119.474
DISTRITO 23																											
LAS CONDES					14.956		17.221	32.177	47.200	33.778			80.978	2.717			2.717	1.715					1.715	12.986	5.768	2.376	138.717
LO BARNECHEA					2.692		4.598	7.290	11.585	10.798			22.383	674			674	460					460	2.770	1.691	777	36.045
VITACURA					4.964		5.383	10.347	18.699	15.696			34.395	815			815	537					537	5.399	1.831	897	54.221
TOTAL DISTRITO					22.612		27.202	49.814	77.484	60.272			137.756	4.206			4.206	2.712					2.712	21.155	9.290	4.050	228.983
DISTRITO 24																											
LA REINA	9.369	11.760						21.129	8.454	18.791			27.245	1.921			1.921						1.274	1.274	2.832	1.065	55.466
PEÑALOEN	19.372	19.623						38.995	10.570	26.178			36.748	3.100			3.100						4.891	4.891	6.434	2.486	92.654
TOTAL DISTRITO	28.741	31.383						60.124	19.024	44.969			63.993	5.021			5.021						6.165	6.165	9.266	3.551	148.120

ELECCIONES PARLAMENTARIAS 2009

ESCRUTINIOS GENERALES

DIPUTADOS REGION METROPOLITANA

METROPOLITANA DE SANTIAGO





	 LISTA A CONCERTACION Y JUNTOS PODEMOS POR MAS DEMOCRACIA							 LISTA B COALICION POR EL CAMBIO					 LISTA C NUEVA MAYORIA PARA CHILE				 LISTA D CHILE LIMPIO VOTE FELIZ				CAND. INDEP.						
	P.D.C.	P.P.D.	P.S.	P.C.CH.	P.R.S.D.	IC	INDEP.	TOTAL	R.N.	U.D.I.	CH1	INDEP.	TOTAL	PH	PE	INDEP.	TOTAL	PRI	FP	MAS					INDEP.	TOTAL	TOTAL
DISTRITO 25																											
LA GRANJA	10.679	13.708						24.387	6.964	9.836			16.800	2.234			2.234	826			1.650	2.476			5.319	1.915	53.131
MACUL	10.936	15.046					25.982	10.889	10.821			21.710	2.999			2.999	1.658			879	2.537			4.627	1.775	59.630	
SAN JOAQUÍN	8.261	15.040					23.301	8.484	7.787			16.271	2.156			2.156	631			662	1.293			4.300	1.534	48.855	
TOTAL DISTRITO	29.876	43.794					73.670	26.337	28.444			54.781	7.389			7.389	3.115			3.191	6.306			14.246	5.224	161.616	
DISTRITO 26																											
LA FLORIDA	6.455		71.173				77.628		36.438		20.875	57.313	2.929			2.929	1.310			1.923	3.233			9.942	3.128	154.173	
TOTAL DISTRITO	6.455		71.173				77.628		36.438		20.875	57.313	2.929			2.929	1.310			1.923	3.233			9.942	3.128	154.173	
DISTRITO 27																											
EL BOSQUE		19.523	13.488				33.011		22.739		6.071	28.810	1.770			1.770	1.222			664		1.886		6.223	2.374	74.074	
LA CISTERNA		14.227	4.562				18.789		17.800		4.025	21.825	1.122			1.122	594			532		1.126		3.834	1.110	47.806	
SAN RAMÓN		14.015	7.681				21.696		13.144		3.109	16.253	1.324			1.324	762			1.402		2.164		4.496	1.627	47.560	
TOTAL DISTRITO		47.765	25.731				73.496		53.683		13.205	66.888	4.216			4.216	2.578			2.598		5.176		14.553	5.111	169.440	
DISTRITO 28																											
LO ESPEJO		13.419		13.695			27.114	8.445	6.933			15.378					2.940					2.940		4.107	2.161	51.700	
PEDRO AGUIRRE CERDA		12.804		19.106			31.910	10.551	7.564			18.115					2.114					2.114		4.261	1.621	58.021	
SAN MIGUEL		9.781		16.239			26.020	12.886	8.091			20.977					1.726					1.726		3.054	1.281	53.058	
TOTAL DISTRITO		36.004		49.040			85.044	31.882	22.588			54.470					6.780					6.780		11.422	5.063	162.779	
DISTRITO 29																											
LA PINTANA	8.578		14.139				22.717	5.451	12.703			18.154	2.218			2.218	2.635					2.635		5.419	2.805	53.948	
PIRQUE	1.130		2.265				3.395	3.474	2.807			6.281	224			224	381					381		662	404	11.347	
PUENTE ALTO	15.596		36.090				51.686	34.750	24.656			59.406	3.475			3.475	6.077					6.077		10.389	4.177	135.210	
SAN JOSE DE MAIPO	757		2.658				3.415	1.789	2.168			3.957	244			244	322					322		688	278	8.904	
TOTAL DISTRITO	26.061		55.152				81.213	45.464	42.334			87.798	6.161			6.161	9.415					9.415		17.158	7.664	209.409	

ELECCIONES PARLAMENTARIAS 2009

ESCRUTINIOS GENERALES

DIPUTADOS REGION METROPOLITANA

METROPOLITANA DE SANTIAGO

	 LISTA A CONCERTACION Y JUNTOS PODEMOS POR MAS DEMOCRACIA							 LISTA B COALICION POR EL CAMBIO					 LISTA C NUEVA MAYORIA PARA CHILE				 LISTA D CHILE LIMPIO VOTE FELIZ				CAND. INDEP.						
	P.D.C.	P.P.D.	P.S.	P.C.CH.	P.R.S.D.	IC	INDEP.	TOTAL	R.N.	U.D.I.	CH1	INDEP.	TOTAL	PH	PE	INDEP.	TOTAL	PRI	FP	MAS					INDEP.	TOTAL	TOTAL
DISTRITO 30																											
BUIN	1.539	3.106						4.645	1.591	10.909			12.500	1.285			1.285	817		454		1.271	10.620	1.759	1.009	33.089	
CALERA DE TANGO	1.305	2.896					4.201	1.046	3.855			4.901	307			307	119		88		207	553	617	412	11.198		
PAINE	5.541	2.494					8.035	1.503	8.593			10.096	471			471	232		423		655	3.693	1.463	954	25.367		
SAN BERNARDO	14.163	20.839					35.002	8.189	30.066			38.255	2.989			2.989	975		995		1.970	10.545	8.042	3.409	100.212		
TOTAL DISTRITO	22.548	29.335					51.883	12.329	53.423			65.752	5.052			5.052	2.143		1.960		4.103	25.411	11.881	5.784	169.866		
DISTRITO 31																											
ALHUE	171		646				817	295	451			746	844			844	69				69		177	152	2.805		
CURACAVI	1.293		3.310				4.603	2.791	3.688			6.479	235			235	339				339		774	383	12.813		
EL MONTE	1.198		4.201				5.399	2.072	5.103			7.175	235			235	358				358		950	506	14.623		
ISLA DE MAIPO	1.034		4.629				5.663	854	4.985			5.839	301			301	378				378		795	484	13.460		
MARIA PINTO	264		1.662				1.926	2.227	838			3.065	72			72	88				88		226	208	5.585		
MELIPILLA	4.171		14.263				18.434	8.100	15.114			23.214	609			609	963				963		2.851	1.611	47.682		
PADRE HURTADO	2.282		5.238				7.520	1.536	5.388			6.924	484			484	597				597		1.207	650	17.382		
PEÑAFLORES	3.668		9.244				12.912	2.732	12.141			14.873	862			862	1.878				1.878		2.757	1.294	34.576		
SAN PEDRO	359		1.600				1.959	457	1.500			1.957	96			96	145				145		366	328	4.851		
TALAGANTE	2.402		7.970				10.372	2.377	11.625			14.002	568			568	708				708		1.803	899	28.352		
TOTAL DISTRITO	16.842		52.763				69.605	23.441	60.833			84.274	4.306			4.306	5.523				5.523		11.906	6.515	182.129		
TOTAL REGION																											
TOTAL REGION	276.030	416.915	265.815	49.040	22.612		61.386	1.091.798	463.121	634.732			39.228	1.137.081	64.079		78.222	142.301	62.436		17.975	13.764	94.175	51.488	193.360	75.160	2.785.363
PORCENTAJE REGION	9,91	14,97	9,54	0,81	1,76		2,20	39,20	16,63	22,79			1,41	40,82	2,30		2,81	5,11	2,24		0,65	0,49	3,38	1,85	6,94	2,70	100,00