





ELECCIONES PARLAMENTARIAS 2009

ESCRUTINIOS GENERALES

DIPUTADOS VII REGION

BIO BIO





	 LISTA A CONCERTACION Y JUNTOS PODEMOS POR MAS DEMOCRACIA								 LISTA B COALICION POR EL CAMBIO					 LISTA C NUEVA MAYORIA PARA CHILE				 LISTA D CHILE LIMPIO VOTE FELIZ					CAND. INDEP.				
	P.D.C.	P.P.D.	P.S.	P.C.CH.	P.R.S.D.	IC	INDEP.	TOTAL	R.N.	U.D.I.	CH1	INDEP.	TOTAL	PH	PE	INDEP.	TOTAL	PRI	FP	MAS	INDEP.	TOTAL					TOTAL
DISTRITO 41																											
CHILLAN	13.859				13.964			27.823	24.274	16.383			40.657			1.874	1.874	1.229					1.229		4.283	1.391	77.257
CHILLAN VIEJO	2.195				1.808		4.003	2.920	2.629			5.549			253	253	184					184		619	192	10.800	
COIHUECO	2.171				2.154		4.325	2.948	3.277			6.225			229	229	113					113		626	315	11.833	
EL CARMEN	883				890		1.773	2.836	2.046			4.882			110	110	56					56		353	133	7.307	
PEMUCO	669				830		1.499	1.648	1.099			2.747			88	88	62					62		255	141	4.792	
PINTO	563				934		1.497	2.322	2.380			4.702			188	188	82					82		358	166	6.993	
SAN IGNACIO	971				1.466		2.437	2.787	2.106			4.893			195	195	103					103		493	219	8.340	
YUNGAY	1.300				2.047		3.347	2.650	1.935			4.585			183	183	98					98		484	237	8.934	
TOTAL DISTRITO	22.611				24.093		46.704	42.385	31.855			74.240			3.120	3.120	1.927					1.927		7.471	2.794	136.256	
DISTRITO 42																											
BULNES	3.982	1.741					5.723	2.670	1.751			4.421	151			151	515					515		701	345	11.856	
CABRERO	5.392	726					6.118	1.062	1.237			2.299	260			260	3.649					3.649		683	398	13.407	
COBQUECURA	886	744					1.630	1.098	389			1.487	75			75	112					112		217	103	3.624	
COELEMU	1.924	966					2.890	1.014	849			1.863	64			64	4.066					4.066		419	143	9.445	
NINHUE	1.093	704					1.797	883	654			1.537	43			43	81					81		218	97	3.773	
PORTEZUELO	983	941					1.924	562	587			1.149	46			46	190					190		205	104	3.618	
QUILLON	2.592	1.318					3.910	2.532	1.238			3.770	153			153	313					313		597	287	9.030	
QUIRIHUE	2.226	1.565					3.791	1.211	908			2.119	88			88	197					197		375	137	6.707	
RANQUIL	698	1.032					1.730	274	662			936	45			45	710					710		199	146	3.766	
ÑIQUEN	1.239	2.143					3.382	1.254	968			2.222	50			50	118					118		294	160	6.226	
SAN CARLOS	4.890	7.777					12.667	6.216	4.330			10.546	230			230	415					415		1.402	505	25.765	
SAN FABIAN	675	694					1.369	479	529			1.008	44			44	91					91		139	84	2.735	
SAN NICOLAS	1.528	2.305					3.833	1.209	724			1.933	104			104	221					221		429	229	6.749	
TREGUACO	1.021	953					1.974	574	342			916	32			32	599					599		156	73	3.750	
YUMBEL	3.045	3.035					6.080	1.823	1.862			3.685	216			216	872					872		793	448	12.094	
TOTAL DISTRITO	32.174	26.644					58.818	22.861	17.030			39.891	1.601			1.601	12.149					12.149		6.827	3.259	122.545	

ELECCIONES PARLAMENTARIAS 2009

ESCRUTINIOS GENERALES

DIPUTADOS VII REGION

BIO BIO





	 LISTA A CONCERTACION Y JUNTOS PODEMOS POR MAS DEMOCRACIA							 LISTA B COALICION POR EL CAMBIO					 LISTA C NUEVA MAYORIA PARA CHILE				 LISTA D CHILE LIMPIO VOTE FELIZ					CAND. INDEP.						
	P.D.C.	P.P.D.	P.S.	P.C.CH.	P.R.S.D.	IC	INDEP.	TOTAL	R.N.	U.D.I.	CH1	INDEP.	TOTAL	PH	PE	INDEP.	TOTAL	PRI	FP	MAS	INDEP.					TOTAL	TOTAL	VOTOS NULOS
DISTRITO 43																												
HUALPEN		17.006	9.036					26.042	3.291	9.106			12.397	913			913	733					733	1.344	2.959	1.069	45.457	
TALCAHUANO		16.616	17.333					33.949	5.705	21.203			26.908	1.428			1.428	1.337					1.337	2.206	5.144	1.780	72.752	
TOTAL DISTRITO		33.622	26.369					59.991	8.996	30.309			39.305	2.341			2.341	2.070					2.070	3.550	8.103	2.849	118.209	
DISTRITO 44																												
CHIGUAYANTE	9.965	7.102						17.067	4.276	5.982			10.258				1.348	1.348	347				347		1.750	609	31.379	
CONCEPCION	25.876	22.384						48.260	18.102	32.559			50.661				4.883	4.883	1.595				1.595		5.746	2.106	113.251	
SAN PEDRO DE LA PAZ	9.538	7.338						16.876	6.554	6.194			12.748				3.240	3.240	560				560		1.762	716	35.902	
TOTAL DISTRITO	45.379	36.824						82.203	28.932	44.735			73.667				9.471	9.471	2.502				2.502		9.258	3.431	180.532	
DISTRITO 45																												
CORONEL	7.260		14.243					21.503	4.247	8.090			12.337										7.358	7.358		3.053	983	45.234
FLORIDA	554		1.353					1.907	356	3.181			3.537										625	625		430	315	6.814
HUALQUI	2.518		2.755					5.273	740	2.693			3.433										1.322	1.322		789	361	11.178
PENCO	3.735		7.515					11.250	1.468	6.038			7.506										3.829	3.829		1.612	522	24.719
SANTA JUANA	1.280		1.741					3.021	1.134	1.607			2.741										657	657		534	364	7.317
TOME	3.793		10.772					14.565	2.061	7.663			9.724										2.967	2.967		1.760	646	29.662
TOTAL DISTRITO	19.140		38.379					57.519	10.006	29.272			39.278										16.758	16.758		8.178	3.191	124.924
DISTRITO 46																												
ARAUCO			4.366	3.862				8.228		4.962		1.512	6.474										299			915	550	16.466
CAÑETE			4.180	1.858				6.038		5.495		1.982	7.477										236			752	469	14.972
CONTULMO			1.146	324				1.470		994		624	1.618										62			214	105	3.469
CURANILAHUE			4.104	3.626				7.730		6.669		737	7.406										197			740	432	16.505
LEBU			3.689	2.329				6.018		3.866		501	4.367										314			646	423	11.768
LOS ALAMOS			4.653	1.422				6.075		2.177		586	2.763										103			341	217	9.499
LOTA			6.824	8.380				15.204		9.351		1.428	10.779										469			1.930	823	29.205
TIRUA			1.398	525				1.923		1.338		762	2.100										70			272	193	4.558
TOTAL DISTRITO			30.360	22.326				52.686		34.852		8.132	42.984										1.750			5.810	3.212	106.442

ELECCIONES PARLAMENTARIAS 2009

ESCRUTINIOS GENERALES

DIPUTADOS VIII REGION

BIO BIO

	 LISTA A CONCERTACION Y JUNTOS PODEMOS POR MAS DEMOCRACIA							 LISTA B COALICION POR EL CAMBIO					 LISTA C NUEVA MAYORIA PARA CHILE				 LISTA D CHILE LIMPIO VOTE FELIZ					CAND. INDEP.					
	P.D.C.	P.P.D.	P.S.	P.C.CH.	P.R.S.D.	IC	INDEP.	TOTAL	R.N.	U.D.I.	CH1	INDEP.	TOTAL	PH	PE	INDEP.	TOTAL	PRI	FP	MAS	INDEP.					TOTAL	TOTAL
DISTRITO 47																											
ALTO BIO BIO			310		620			930	147	533			680	47		40	87	60					60		250	179	2.186
ANTUCO			804		551			1.355	96	635			731	21		43	64	60					60		156	98	2.464
LAJA			2.040		4.292			6.332	551	3.510			4.061	116		200	316	152					152		725	336	11.922
LOS ANGELES			11.466		19.676			31.142	6.040	30.522			36.562	642		736	1.378	1.227				1.227		4.328	1.833	76.470	
MULCHEN			2.249		5.326			7.575	686	4.204			4.890	182		185	367	276				276		769	448	14.325	
NACIMIENTO			2.345		5.810			8.155	661	4.588			5.249	164		180	344	214				214		1.035	463	15.460	
NEGRETE			477		888			1.365	134	808			942	22		20	42	29				29		145	58	2.581	
QUILACO			557		966			1.523	128	776			904	15		21	36	46				46		126	79	2.714	
QUILLECO			674		2.294			2.968	240	1.707			1.947	68		57	125	97				97		288	172	5.597	
SAN ROSENDO			384		1.317			1.701	177	617			794	20		43	63	34				34		129	69	2.790	
SANTA BARBARA			903		1.979			2.882	613	2.566			3.179	70		78	148	128				128		407	166	6.910	
TUCAPEL			1.516		2.887			4.403	566	1.471			2.037	63		95	158	110				110		312	189	7.209	
TOTAL DISTRITO			23.725		46.606			70.331	10.039	51.937			61.976	1.430		1.698	3.128	2.433				2.433		8.670	4.090	150.628	
TOTAL REGION																											
TOTAL REGION	119.304	97.090	118.833	22.326	70.699			428.252	123.219	239.990			8.132	371.341	5.372		14.289	19.661	22.831			16.758	39.589	3.550	54.317	22.826	939.536
PORCENTAJE REGION	12,70	10,33	12,65	2,38	7,52			45,58	13,11	25,54			0,87	39,52	0,57		1,52	2,09	2,43			1,78	4,21	0,38	5,78	2,43	100,00