





# ELECCIONES PARLAMENTARIAS 2009

## ESCRUTINIOS GENERALES

### DIPUTADOS IV REGION

#### COQUIMBO

	 <b>LISTA A</b> CONCERTACION Y JUNTOS PODEMOS POR MAS DEMOCRACIA							 <b>LISTA B</b> COALICION POR EL CAMBIO					 <b>LISTA C</b> NUEVA MAYORIA PARA CHILE				 <b>LISTA D</b> CHILE LIMPIO VOTE FELIZ					CAND. INDEP.						
	P.D.C.	P.P.D.	P.S.	P.C.CH.	P.R.S.D.	IC	INDEP.	TOTAL	R.N.	U.D.I.	CH1	INDEP.	TOTAL	PH	PE	INDEP.	TOTAL	PRI	FP	MAS	INDEP.					TOTAL	TOTAL	VOTOS NULOS
<b>DISTRITO 7</b>																												
ANDACOLLO	1.106		2.558					3.664	1.132	579			1.711	52		45	97	208					156	364		423	222	6.481
LA HIGUERA	442		981					1.423	315	206			521	24		7	31	53					102	155		130	88	2.348
LA SERENA	9.228		23.255					32.483	14.415	12.447			26.862	911		767	1.678	4.276					2.853	7.129		4.691	1.817	74.660
PAIHUANO	171		1.140					1.311	490	495			985	44		15	59	61					35	96		142	107	2.700
VICUÑA	949		4.739					5.688	1.685	1.887			3.572	123		56	179	697					225	922		647	354	11.362
<b>TOTAL DISTRITO</b>	<b>11.896</b>		<b>32.673</b>					<b>44.569</b>	<b>18.037</b>	<b>15.614</b>			<b>33.651</b>	<b>1.154</b>		<b>890</b>	<b>2.044</b>	<b>5.295</b>					<b>3.371</b>	<b>8.666</b>		<b>6.033</b>	<b>2.588</b>	<b>97.551</b>
<b>DISTRITO 8</b>																												
COQUIMBO	13.235		8.443					21.678		8.907	3.823		12.730			2.934	2.934					2.189	2.189	24.272	3.483	1.373	68.659	
OVALLE	14.666		6.066					20.732		9.223	1.017		10.240			4.565	4.565					2.876	2.876	1.553	1.800	1.092	42.858	
RIO HURTADO	1.047		244					1.291		806	75		881			200	200					137	137	94	99	78	2.780	
<b>TOTAL DISTRITO</b>	<b>28.948</b>		<b>14.753</b>					<b>43.701</b>		<b>18.936</b>	<b>4.915</b>		<b>23.851</b>			<b>7.699</b>	<b>7.699</b>					<b>5.202</b>	<b>5.202</b>	<b>25.919</b>	<b>5.382</b>	<b>2.543</b>	<b>114.297</b>	
<b>DISTRITO 9</b>																												
CANELA	1.086	1.452						2.538		510		330	840	31			31	1.272					1.272			192	217	5.090
COMBARBALA	1.175	2.332						3.507		1.201		375	1.576	58			58	1.007					1.007			335	212	6.695
ILLAPEL	699	1.572						2.271		1.846		606	2.452	135			135	8.131					8.131			467	263	13.719
LOS VILOS	1.454	1.831						3.285		1.852		560	2.412	135			135	2.513					2.513			480	275	9.100
MONTE PATRIA	4.114	3.924						8.038		3.332		387	3.719	238			238	1.156					1.156			677	604	14.432
PUNITAQUI	1.354	1.565						2.919		934		230	1.164	103			103	864					864			320	218	5.588
SALAMANCA	847	2.656						3.503		2.544		446	2.990	131			131	3.648					3.648			579	285	11.136
<b>TOTAL DISTRITO</b>	<b>10.729</b>	<b>15.332</b>						<b>26.061</b>		<b>12.219</b>		<b>2.934</b>	<b>15.153</b>	<b>831</b>			<b>831</b>	<b>18.591</b>					<b>18.591</b>			<b>3.050</b>	<b>2.074</b>	<b>65.760</b>
<b>TOTAL REGION</b>																												
<b>TOTAL REGION</b>	<b>51.573</b>	<b>15.332</b>	<b>47.426</b>					<b>114.331</b>	<b>18.037</b>	<b>46.769</b>	<b>4.915</b>	<b>2.934</b>	<b>72.655</b>	<b>1.985</b>		<b>8.589</b>	<b>10.574</b>	<b>23.886</b>					<b>8.573</b>	<b>32.459</b>	<b>25.919</b>	<b>14.465</b>	<b>7.205</b>	<b>277.608</b>
<b>PORCENTAJE REGION</b>	<b>18,58</b>	<b>5,52</b>	<b>17,08</b>					<b>41,18</b>	<b>6,50</b>	<b>16,85</b>	<b>1,77</b>	<b>1,06</b>	<b>26,17</b>	<b>0,72</b>		<b>3,09</b>	<b>3,81</b>	<b>8,60</b>					<b>3,09</b>	<b>11,69</b>	<b>9,34</b>	<b>5,21</b>	<b>2,60</b>	<b>100,00</b>